



# BLACKSTOCK LUMBER CO. INC.

Quality Millwork and Lumber Since 1912



1039 Elliott Avenue West • Seattle WA 98119 • Ph. 206.284.1313 • Fax. 206.281.0062  
[www.blackstocklumber.com](http://www.blackstocklumber.com)



1039 Elliott Avenue West • Seattle, WA 98119

Phone (206) 284-1313 • Fax (206) 281-0062

[www.blackstocklumber.com](http://www.blackstocklumber.com)

## Introduction

Since 1912, **Blackstock Lumber Co.** has been the logical choice for dealers, contractors, and homeowners who want the highest quality building materials and millwork supplies, as well as custom-sized and moulded items which are manufactured in our on-site union millwork shop.

We carry a large and diverse inventory of clear hardwood and softwood lumber, plus multiple species of mouldings, and plywood. In addition to our stocked building materials, our experienced sales staff can supply you with standard and custom doors, stair systems which include on-site take-offs, columns, mouldings and millwork. We excel at finding specialty items, whether the inquiry is large or small. We also offer a fast and efficient delivery service to get your order to your home, job-site, business, or the offshore or out-of-state shipper of your choice.

Blackstock Lumber Co. would like to be a part of your next building or remodeling project, no matter how large or small. Please review our product catalogue or website, featuring full scale drawings of mouldings, sidings, T&G paneling, plus other stocked items. As the many items we can manufacture are too numerous to list, please inquire about your special needs.

### **Store Hours**

Monday - Friday 7:00am to 5:00pm


Saturday 8:00am to Noon

### **Shop Hours**

Monday - Friday 7:00am to 4:00pm

Saturday 8:00am to Noon

**Premium Grade Softwood and Hardwood Lumber • Mouldings • Custom Doors  
On-Site Millwork Facility • Custom Profile Set-up • Knife Grind and Moulder Set-up**



1039 Elliott Avenue West • Seattle, WA 98119

Phone (206) 284-1313 • Fax (206) 281-0062

[www.blackstocklumber.com](http://www.blackstocklumber.com)

## Catalogue and Website Table of Contents

### Softwood Moulding Profiles

Casings.....	6-7
Bases .....	8
Crowns & Coves.....	9-10
Stops, Lattice, Corners & Squares.....	11
Base Caps, Shoes & Sills.....	12
Stools, Nosings & Astrigals.....	13
Chair Rails, Caps, Backbands & Fillet.....	14
Quarter, Half & Full Rounds.....	15
Brickmould, Shakemould, Dripcap & Watertable.....	16

Corner Posts, Rail Caps & Handrails .....	17-18
---	-------

Medium Density Fiberboard Mouldings .....	18-20
---	-------

### Hardwood Moulding Profiles

Cherry.....	21
Red Oak .....	21-22
Maple.....	23
Mahogany.....	24

### Paneling, Siding, Ceiling & Flooring Profiles

Cedar & Pine Paneling, Cedar Siding & Shakes .....	25-26
Fir Flooring .....	27
Hemlock Paneling & Ceiling .....	27

Cedar Shingles/MDF Lumber Sheet Stock/Melamine Shelving.....	28
--	----

Softwood Solid Stock.....	29
---------------------------	----

AZEK .....	29
------------	----

Hardwood Lumber/Special Order/Decking/Finger Joint Cedar....	30
--	----

Sheet Products/Miscellaneous/Custom & General Millwork.....	31
---	----

Doors/Miscellaneous/Stepping.....	32
-----------------------------------	----

### Store Hours

Monday - Friday 7:00am to 5:00pm Saturday 8:00am to Noon

### Shop Hours

Monday - Friday 7:00am to 4:00pm Saturday 8:00am to Noon

**Premium Grade Softwood and Hardwood Lumber • Mouldings • Custom Doors  
On-Site Millwork Facility • Custom Profile Set-up • Knife Grind and Moulder Set-up**

# Mouldings Index

## SOFTWOOD MOULDINGS

### BACK BAND

BL-0005	1 1/8X1 1/8 BN Back Band .....	7&14
BL-0010	1 1/8X1 5/16 OG Back Band .....	7&14

### BASE CAP

BL-0011	5/8X3/4 141 Hemlock/Poplar Base Cap .....	12
BL-0012	1/2X1 Hemlock/Poplar B-163 Base Cap .....	12
BL-0014	11/16X1 1/8 Fir/Hem/Pop Beaded Base Cap .....	12

### BASE SHOE

BL-0019	12/X3/4 Fir Base Shoe .....	12
BL-0020	1/2X3/4 Hemlock Base Shoe .....	12
BL-0022	1/2X3/4 Primed F/J Base Shoe .....	12
BL-0022	1/2X3/4 Poplar Base Shoe .....	12

### BASE

BL-0030	1 9/16 Hemlock Bev Base .....	8
BL-0040	2 1/4 Hemlock Sanitary Base .....	8
BL-0050	2 1/4 Hemlock SL Base .....	8
BL-0055	2 1/2 Hemlock/Poplar SL Base HP .....	8
BL-0060	3 1/4 Hemlock Streamline Base .....	8
BL-0065	3 1/2 Hemlock/Poplar SL Base HP .....	8
BL-0070	2 1/4 Hemlock OG Base .....	8
BL-0080	3 1/4 Hemlock OG Base .....	8
BL-0081	5 1/4 Hemlock OG Base .....	8

### BED MLD

BL-0090	1 3/4 Hemlock/Poplar BED MLD .....	10
BL-0100	2 3/4 Hemlock/Poplar BED MLD .....	10

### BRICK MOULDING

BL-0106	2 Fir Brick MLD .....	16
BL-0107	2 Fir Brick MLD .....	16

### CANT STRIP

BL-0110	3/4 Whitewoods CANT Strip .....	11
---------	---------------------------------	----

### CAP MOULDING

BL-0820	1 1/2 Fir/Poplar BD Wainscote Cap .....	14
BL-0135	1 3/8 Hemlock Panel Cap .....	14
BL-0140	1 5/16X2 3/8 Fir Cap MLD .....	7&14

### CASINGS

BL-0150	1 1/2 Hemlock BEV Casing .....	6
BL-0155	1 5/8 Hemlock/Poplar BEV Casing HP .....	6
BL-0160	2 1/4 Hemlock BEV Casing .....	6
BL-0165	1 5/8 Hemlock/Poplar SL Casing HP .....	6
BL-0170	2 1/4 Hemlock SL Casing .....	6
BL-0172	2 1/2 Hemlock/Poplar SL Casing .....	6
BL-0180	1 1/2 Hemlock DBL BN Casing .....	6
BL-0190	2 1/4 Hemlock DBL BN Casing .....	6
BL-0200	2 1/4 Hemlock COL Casing .....	7
BL-0205	1 9/16 (9/16) Hemlock Bead Casing .....	6
BL-0202	2 1/4 H-19 MLD Casing .....	7
BL-0210	1 9/16 Hemlock/Poplar Beaded Casing .....	6
BL-0221	2 7/16 Hemlock/Poplar Bead Casing .....	6
BL-0222	2 1/2 Hemlock/Poplar Triple Beaded Casing .....	7
BL-0225	3 1/4 Hemlock Beaded Casing .....	6
BL-0226	3 1/2 Hemlock/Poplar Bead Casing .....	6
BL-0230	2 3/8 Hemlock OG Casing .....	7
BL-0240	3 1/4 Hemlock OG Casing .....	7
BL-0242	3 1/2 Hemlock/Poplar OG Casing .....	7

## Softwood Mouldings continued

### CHAIR RAIL

BL-0250	1 9/16 Hemlock Chair Rail .....	14
BL-0260	2 1/2 Hemlock Chair Rail .....	14
BL-0270	3 Hemlock Chair Rail .....	14

### OS CORNER

BL-0280	3/4 Hemlock OS Corner .....	11
BL-0290	1 1/16 Hemlock OS Corner .....	11
BL-0300	1 1/4 Hemlock OS Corner .....	11

### CORNER POST

BL-0305	2X4 Softwood/Fir Corner Post .....	17
---------	------------------------------------	----

### COVE MOULDING

BL-0310	1/2 Hemlock/Poplar Cove .....	10
BL-0320	3/4 Hemlock/Poplar Cove .....	10
BL-0325	3/4X7/8 Hemlock/Poplar Cove .....	10
BL-0330	1 1/2 Hemlock Cove .....	10
BL-0350	2 1/4 Hemlock Cove .....	10
BL-0360	3 1/4 Hemlock/Poplar Cove .....	10
BL-0362	5 1/2 Poplar Cove .....	10
BL-0315	3/4 FIR Cove .....	10

### CROWN MOULDING

BL-0364	1 1/4 Hemlock Crown Rake .....	9
BL-0365	1 5/8 #1010 Hemlock/Poplar Crown MLD .....	9
BL-0370	2 1/4 Hemlock Crown MLD .....	9
BL-0366	1 3/4 Hemlock/Poplar Crown Rake .....	9
BL-0372	2 1/4 Fir Crown/Rake MLD .....	9
BL-0375	11/16X3 1/4 Hemlock/Poplar Crown Rake .....	9
BL-0381	3 9/16 Hemlock Crown MLD .....	9
BL-0390	4 1/2 Hemlock Crown MLD .....	9
BL-0400	5 1/4 Hemlock Crown MLD .....	9

### DRIP CAP

BL-0410	1 1/2 Fir Drip Cap .....	16
BL-0420	2 Fir Drip Cap .....	16
BL-0425	2 3/8 Fir Drip Cap .....	16
BL-0427	3 1/4 Fir Watertable .....	16

### FILLET

BL-0430	1 1/4 Hemlock/Poplar Fillet .....	7&14
BL-0432	1 1/4 Fir Fillet .....	7&14
BL-0434	1 1/4 Primed F.J. Fillet .....	7&19

### FULL ROUND

BL-0440	3/4 Hemlock Full Round .....	15
BL-0450	1 1/16 Hemlock Full Round .....	15
BL-0460	1 5/16 Hemlock Full Round .....	15
BL-0470	1 1/2 Hemlock Full Round .....	15&18
BL-0490	2 Fir Full Round .....	15&18

### GLASS STOP

BL-2030	15/32X17/32 147 Hemlock/Fir/Poplar GLS .....	11
BL-2130	7/16 Fir Ovolo .....	11

### HALF ROUND

BL-0520	1/2 Hemlock Half Round .....	18
BL-0530	3/4 Hemlock Half Round .....	18
BL-0540	1 Hemlock Half Round .....	18
BL-0550	1 1/2 Hemlock Half Round .....	18

# Mouldings Index

## Softwood Mouldings continued

### HAND RAIL

BL-0560	2X3 Fir Hand Rail	18
BL-0561	2 3/8X2 1/4 Hemlock H6010 Hand Rail	18
BL-0565	2 3/8X2 1/4 Fir 6010 H/R	18
BL-0570	1 1/2X5 1/4 Hemlock Hand Rail	18
BL-0555	1 5/8 1/4 Hemlock Flat Bottomed Hand Rail	18

### LATTICE

BL-0580	1 1/8 Hemlock Lattice	11
BL-0590	1 3/8 Hemlock Lattice	11
BL-0600	1 5/8 Hemlock Lattice	11
BL-0610	2 1/4 Hemlock Lattice	11

### PANEL MOULD

BL-0630	5/8X3/4 Hem/Fir/Poplar #8535 Panel Mould	12
---------	--	----

### PARTING BEAD

BL-0640	1/2X3/4 Hemlock Parting Bead	11
---------	------------------------------	----

### PICTURE MOULD

BL-0650	1 3/4 Hemlock OG Picture Mould	10
BL-0656	1 3/4 Hemlock/Poplar PG Picture Mould	10

### QUARTER ROUND

BL-0660	1/4 Hemlock Quarter Round	15
BL-0670	1/2 Hemlock/Poplar Quarter Round	15
BL-0680	3/4 Hemlock/Poplar Quarter Round	15
BL-0690	1 1/16 Hemlock/Poplar Quarter Round	15

### RAIL CAPS

BL-240160	5 1/4 Cedar Bevel	17
BL-240170	6 7/8 Cedar Bevel	17

### SCREEN MOULD

BL-0700	1/4X3/4 Hemlock BN Screen Mould	11
---------	---------------------------------	----

### SHAKE MOULD

BL-0710	1 1/2 Fir Shake Mould	16
BL-0720	2 Fir Shake Mould	16

### SILLS

BL-120340	2X8 Fir Rabbeted Sill	12
BL-120350	2X10 Fir Rabbeted Sill	12
BL-120330	2X8 Fir Rabbeted Sill	12

### SQUARE

BL-0730	3/4 Hemlock Square	11
BL-0740	1 1/16 Hemlock Square	11

### STAIR NOSING

BL-0828	3 3/8 VG Fir Stair Nosing	13
---------	---------------------------	----

### STOOLS

BL-0750	5/4X6 Window Stool B.N.	13
BL-0755	5/4X6 #7317 Stool	13

## Softwood Mouldings continued

### STOPS

BL-0760	1 1/16 Hemlock BN Stop	11
BL-0770	1 3/8 Hemlock BN Stop	11
BL-0780	1 5/8 Hemlock BN Stop	11
BL-0790	2 1/4 Hemlock BN Stop	11
BL-0800	1 3/8 Hemlock BN Stop	11
BL-0810	1 3/8 Hemlock/Poplar BN Stop	11

### T ASTRIGALS

BL-390630	1 3/4 Fir	13
BL-390639	1 3/8 Fir	13
BL-390661	1 3/4 Fir Kerfed	13

## OAK MOULDINGS

### BACK SPLASH

BL-1110	5/8X3 1/2 Oak Back Splash	22
---------	---------------------------	----

### BASE

BL-0980	3/8X2 3/4 Oak S/L Base	22
BL-0990	3/8X2 3/4 Oak OG Base	22
BL-1000	1/2X3/4 Oak Base Shoe	22

### CASING

BL-1010	5/8X1 1/2 Oak Bevel Casing	22
BL-1020	5/8X2 1/4 Oak Bevel Casing	22
BL-1030	5/8X2 1/4 Oak Bevel Casing	22
BL-1050	2 3/8 Oak Bevel Casing	22
BL-1055	1 1/2 Oak Double BN Casing	22
BL-1056	2 1/4 Oak Double BN Casing	22
BL-1060	2 3/8 Oak OG Casing	22

### OS CORNER

BL-1070	3/4 Oak Outside Corner	21
BL-1080	1 1/16 Oak Outside Corner	21

### COUNTER EDGE

BL-1090	3/8X1 1/4 Oak Counter Edge	22
BL-1100	3/8X1 3/4 Oak Counter Edge	22

### COVE

BL-1120	3/4 Oak Cove	21
---------	--------------	----

### CROWN

BL-1130	2 1/4 Oak Crown	22
---------	-----------------	----

### FULL ROUND

BL-1140	3/4 Oak Full Round	21
BL-1150	1 1/6 Oak Full Round	21
BL-1170	1 1/2 Oak Full Round	21

### HALF ROUND

BL-1210	3/4 Oak Half Round	21
BL-1220	1 Oak Half Round	21
BL-1230	1 1/2 Oak Half Round	21

### QUARTER ROUND

BL-1280	3/4 Quarter Round	21
---------	-------------------	----

# Mouldings Index

## Oak Mouldings continued

### SCREEN MOULD

BL-1290	3/4 Oak BN Screen Mould	21
---------	-------------------------	----

### SQUARE

BL-1300	3/4 Oak Square	21
BL-1305	1 Oak Square	21

### STAIR NOSING

BL-1245	3 1/4 R Oak Stair Nosing	13
---------	--------------------------	----

### STOPS

BL-1270	1/2X3/4 Oak Part Bead	21
BL-1320	7/16X1 3/8 Oak OG Stop	22

## MAHOGANY MOULDINGS

### BASE

BL-0840	1 5/8 Mahogany Sanitary Base	24
BL-0845	2 1/4 Mahogany Sanitary Base	24
BL-0850	2 3/4 Mahogany S/L Base	24
BL-0835	3 1/4 Mahogany OG Base	24

### BASE SHOE

BL-0860	1/2X3/4 Mahogany Base Shoe	24
---------	----------------------------	----

### CASINGS

BL-0830	1 1/2 Mahogany Bevel Casing	24
BL-0880	2 1/4 Mahogany Bevel Casing	24
BL-0890	2 3/8 Mahogany OG Casing	24
BL-0902	3 1/2 Mahogany OG Casing	24

### OSC CORNER

BL-0910	3/4 Mahogany Outside Corner	24
---------	-----------------------------	----

### COVE

BL-0930	3/4 Mahogany Cove	24
---------	-------------------	----

### QUARTER ROUND

BL-0950	3/4 Mahogany Quarter Round	24
---------	----------------------------	----

### SCREEN MOULD

BL-0960	1/4X3/4 Mahogany BN Screen Mould	24
---------	----------------------------------	----

## PRIMED MDF MOULDINGS

### BASE

BL-3180	2 1/4 Primed OG Base	20
BL-3185	3 1/4 Primed OG Base	20
BL-3192	5 1/4 Primed OG Base	20
BL-3190	5 Primed Moulded Base	20

### CASINGS

BL-3193	1 5/8 Primed Bevel Casing	20
BL-3195	2 1/4 Primed Double BN Casing	20
BL-3199	2 1/4 Primed MDF-19 Mould Casing	20
BL-3200	2 1/4 #356 Primed MDF Casing	20
BL-3202	3 1/4 Primed MDF Step Casing	20

## Primed MDF Mouldings continued

### CHAIR RAIL

BL-3220	3 Primed MDF Chair Rail	19
---------	-------------------------	----

### CROWNS

BL-3248	2 1/4 Primed MDF Crown	19
BL-3250	3 1/4 Primed MDF Crown Mould	19
BL-3262	4 5/8 Primed MDF Crown Mould	19
BL-3280	5 1/4 Primed MDF Crown Mould	19

### CAP MOULDING

BL-3234	3 3/4 Primed MDF Architrave	19
---------	-----------------------------	----

## MAPLE MOULDINGS

BL-4030	3 1/2 Back Splash	23
BL-4070	1/2X3/4 Maple Base Shoe	23
BL-4090	3 1/4 Maple OG Base	23
BL-4180	3/4 Outside Corner	23
BL-4190	1 1/16 Outside Corner	23
BL-4200	2 3/8 Maple OG Casing	23
BL-4215	1 3/4 Self Edge	23
BL-4280	2 1/4 Crown	23
BL-4285	3 1/4 Maple Crown	23
BL-4370	1 1/2 Maple Half Round	23
BL-4700	1/4X3/4 Maple SCR Mould	23

## CHERRY MOULDINGS

BL-5100	1/2X3/4 Cherry Base Shoe	21
BL-5120	3 1/4 Cherry OG Base	21
BL-5230	2 3/8 Cherry OG Casing	21
BL-5280	2 1/4 Cherry Crown	21
BL-5290	3 1/4 Cherry Crown	21

## PANELING, SIDING, CEILING, FLOORING & MISC


Miscellaneous	25-32
---------------	-------

# Softwood Casings

All of the profiles shown are stocked patterns. Most are in whitewoods and some are in poplar or fir. However, you are not limited to these patterns or species. Blackstock Lumber manufactures mouldings to customer specifications in any quantity. Please contact us for more information if you don't find what you're looking for.



**BL-0150**



**BL-0180**



**BL-0155**



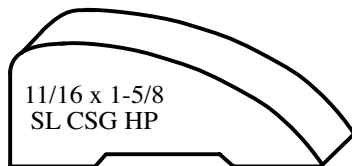
**BL-0190**



**BL-0160**



**BL-0205**



**BL-0165**



**BL-0210**



**BL-0170**



**BL-0221**



**BL-0172**

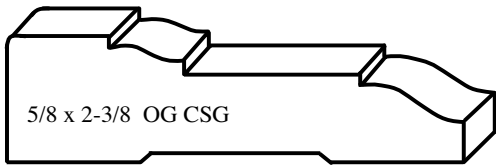


**BL-0225**



**BL-0226**

# Softwood Casings



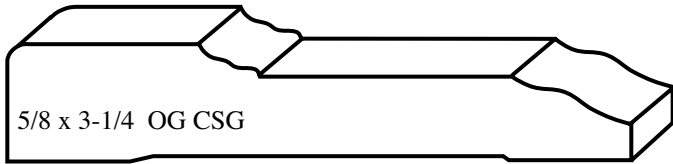
5/8 x 2-3/8 OG CSG

**BL-0230**




5/8 x 2-1/4 Colonial CSG

**BL-0200**



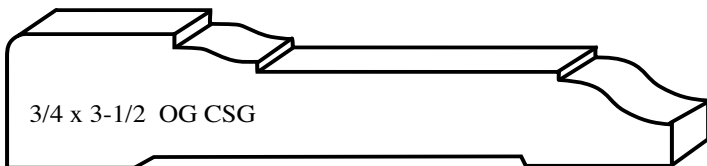
5/8 x 3-1/4 OG CSG

**BL-0240**



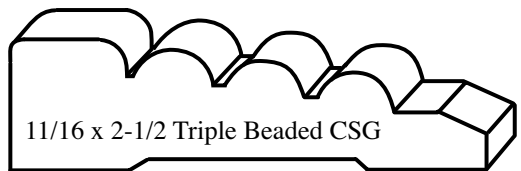
9/16 x 2-1/4 Moulded CSG

**BL-0202**



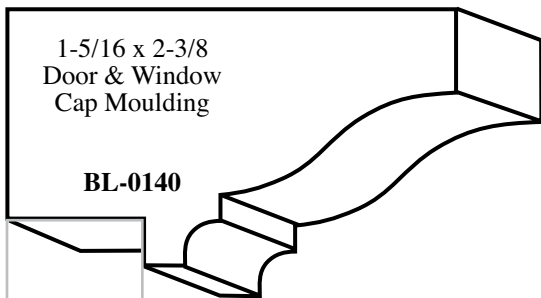
3/4 x 3-1/2 OG CSG

**BL-0242**



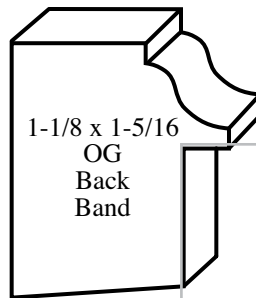
11/16 x 2-1/2 Triple Beaded CSG

**BL-0222**



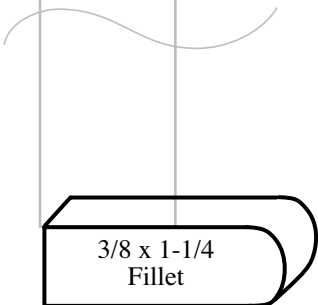
1-5/16 x 2-3/8  
Door & Window  
Cap Moulding

**BL-0140**



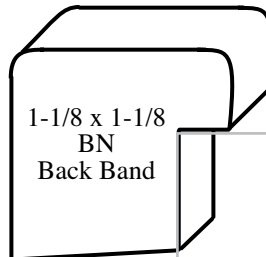
1-1/8 x 1-5/16  
OG  
Back  
Band

**BL-0010**



3/8 x 1-1/4  
Fillet

**Hemlock BL-0430**  
**Fir BL-0432**

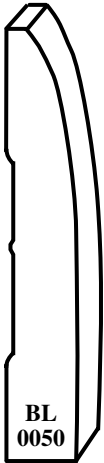


1-1/8 x 1-1/8  
BN  
Back Band

**BL-0005**




# Softwood Bases




7/16 x 2-1/4  
SL Base



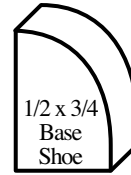
7/16 x 3-1/4  
SL Base



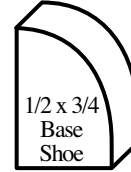
1/2 x 2-1/2  
SL Base HP



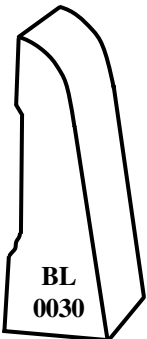
5/8 x 3-1/2  
SL Base HP




1/2 x 3/4  
Base  
Shoe  
BL-0019 Fir



1/2 x 3/4  
Base  
Shoe  
BL-0020 Hemlock




9/16 x 1-9/16  
Bevel Base



5/8 x 2-1/4  
Sanitary Base



1/2 x 2-1/4  
OG Base

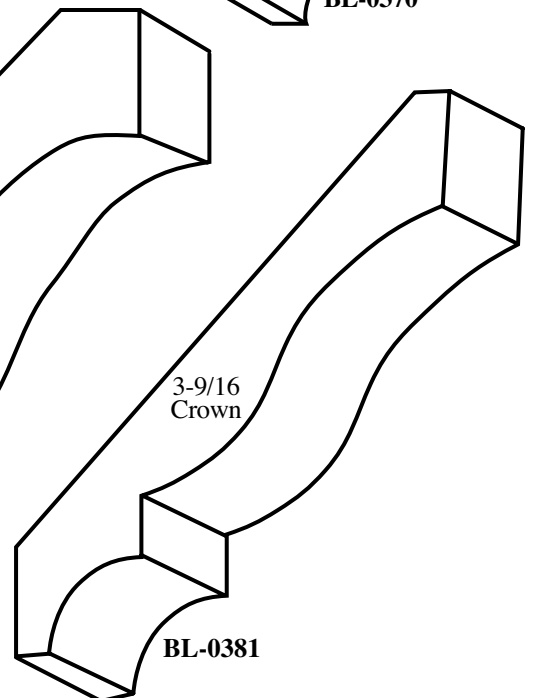
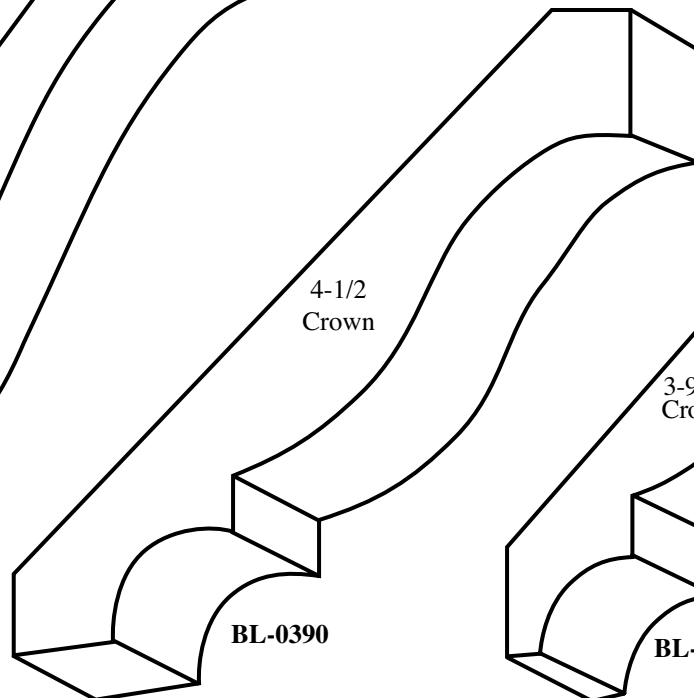
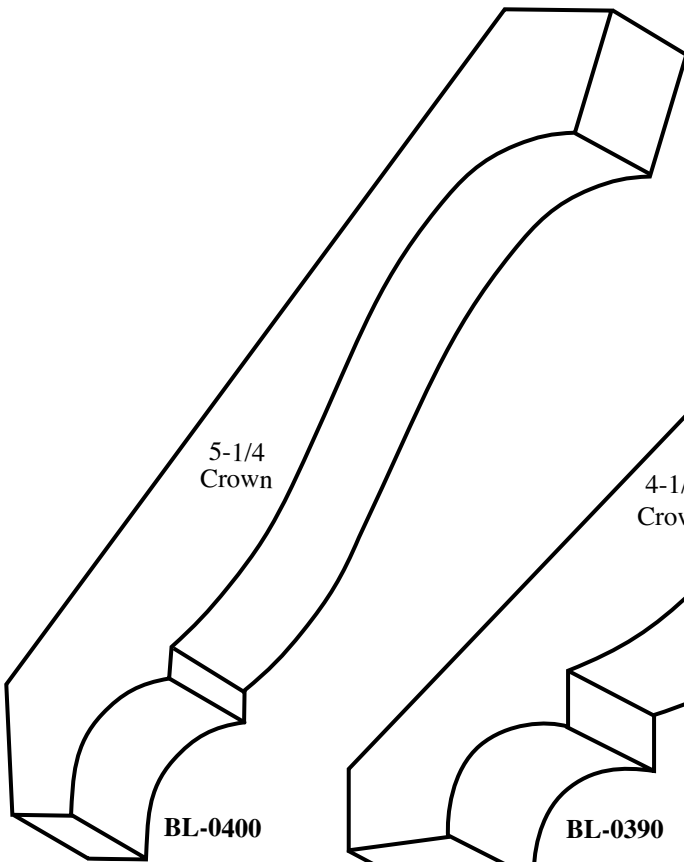
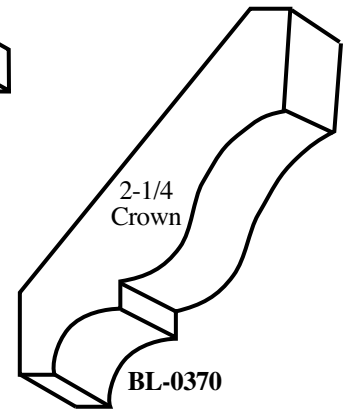
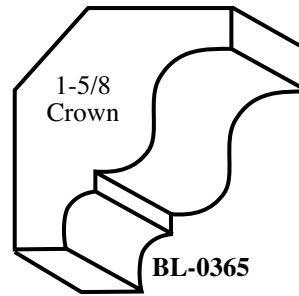

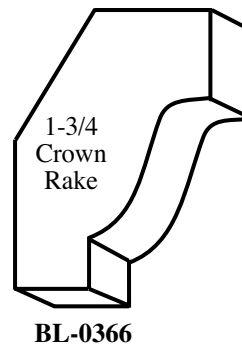
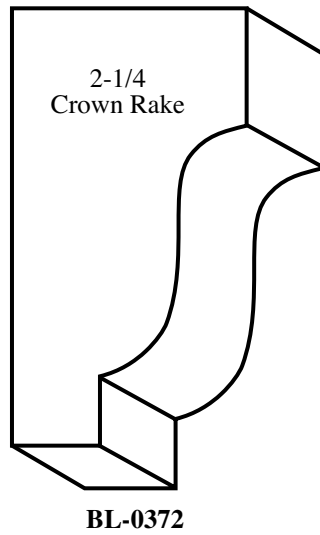
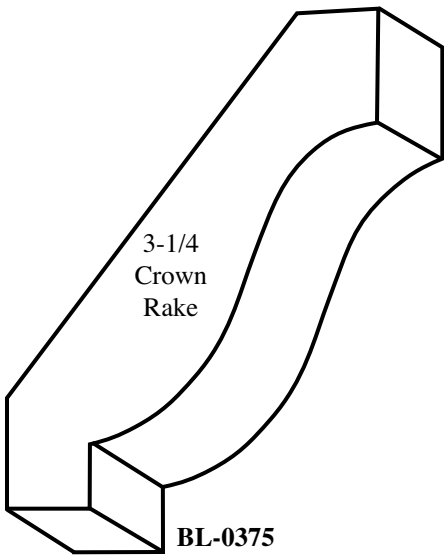


1/2 x 3-1/4  
OG Base

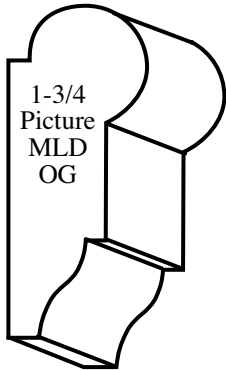


9/16 x 5-1/4  
OG Base

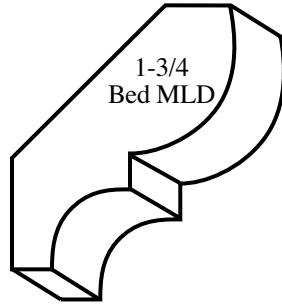
# Softwood Crowns & Coves



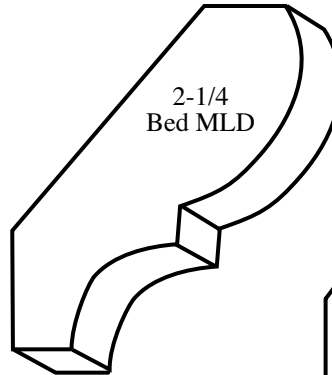
# Softwood Crowns & Coves



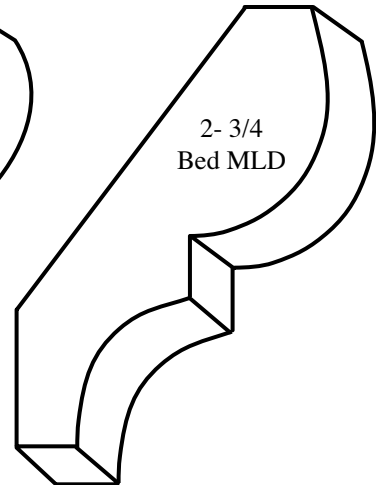
**BL-0650**



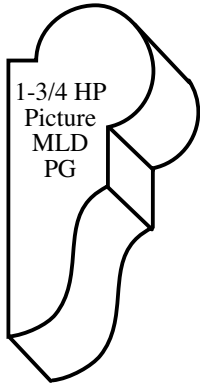
**BL-0090**



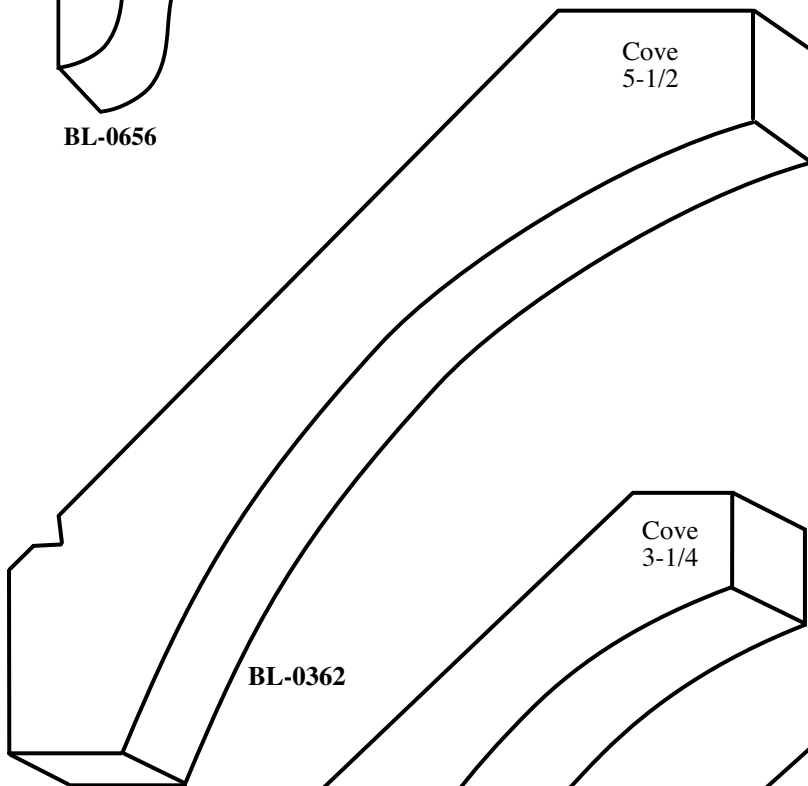
**BL-0095**



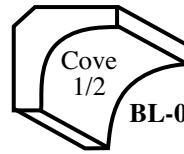
**BL-0100**



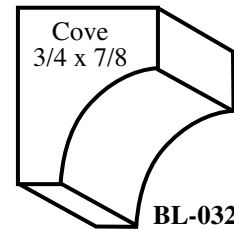
**BL-0656**



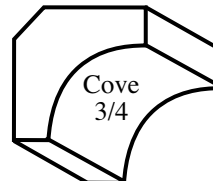
**BL-0362**



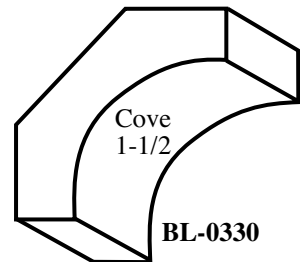
**BL-0310**



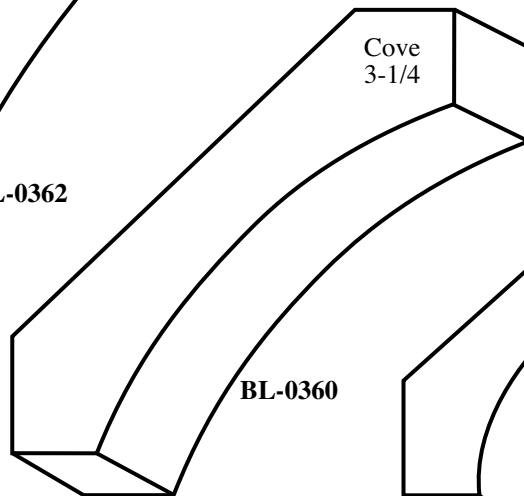
**BL-0325**



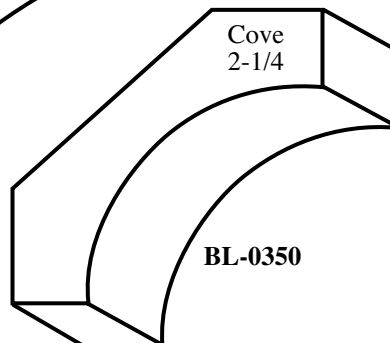
**BL-0320**



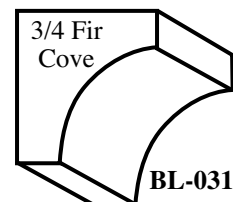
**BL-0330**



**BL-0360**




**BL-0350**




**BL-0315**


# Softwood Stops, Lattice, Corners & Squares



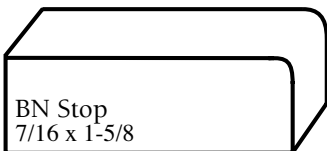
**BL-0790**



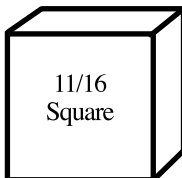
**BL-0640**



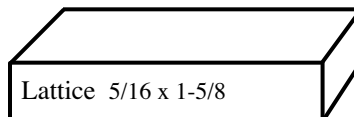
**BL-0610**



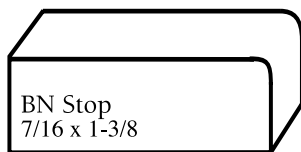
**BL-0780**



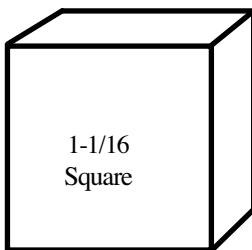
**BL-0730**



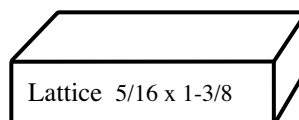
**BL-0600**



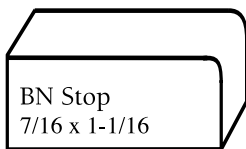
**BL-0770**



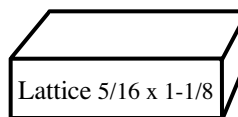
**BL-0740**



**BL-0590**



**BL-0760**

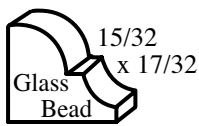


**BL-0580**

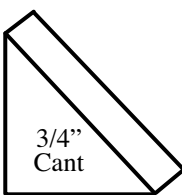
Ovolo Stop



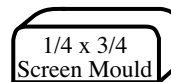
**BL-2130**



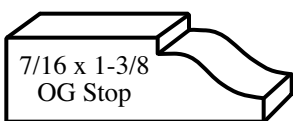
**BL-2030**



**BL-0110**



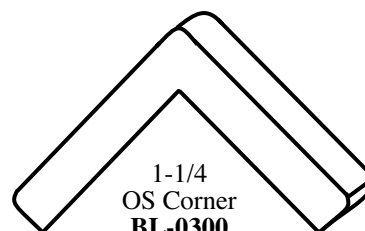
**BL-0700**



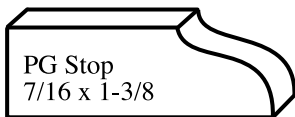
**BL-0800**



**BL-0280**



**BL-0300**



**BL-0810**




**BL-0290**

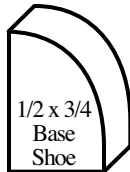
# Softwood Base Caps & Shoes



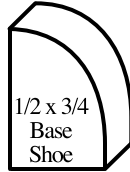
**BL-0011**



**BL-0630**




**BL-0020 Hemlock**



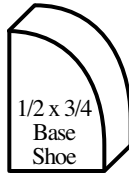
**BL-0022  
Primed F/J**



**BL-0012**

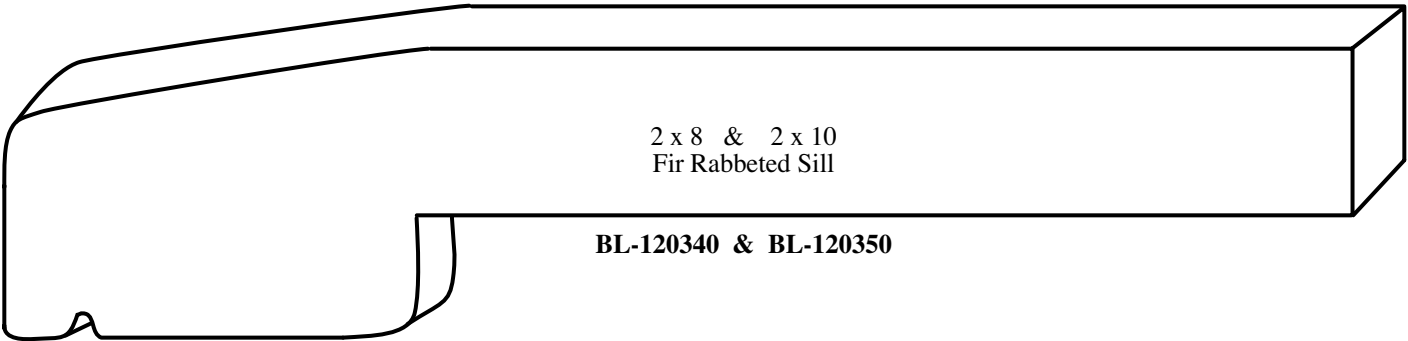


**BL-0014**



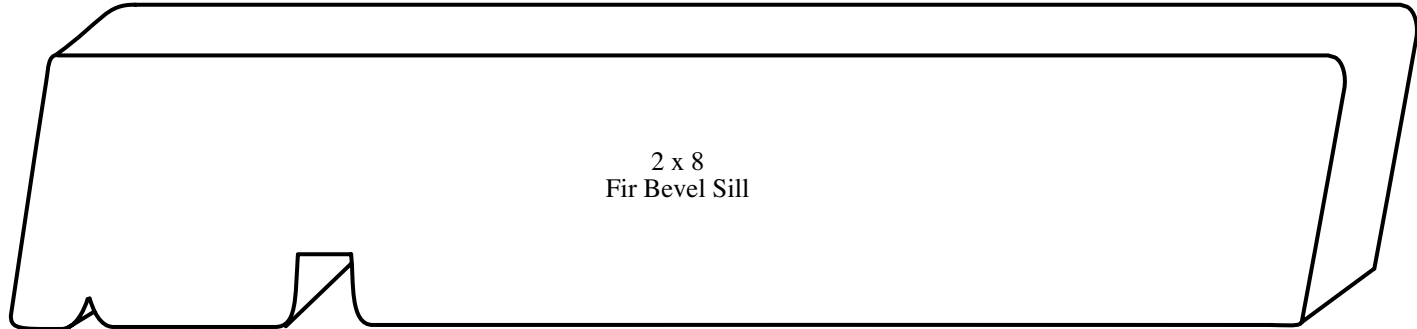
**BL-0019 Fir**

# Softwood Sills



2 x 8 & 2 x 10  
Fir Rabbeted Sill

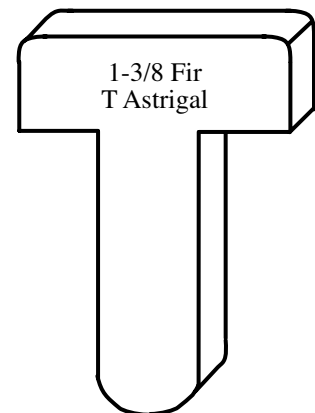
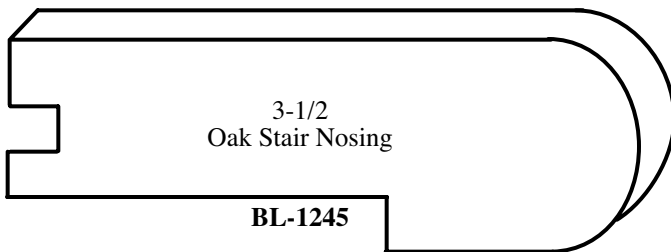
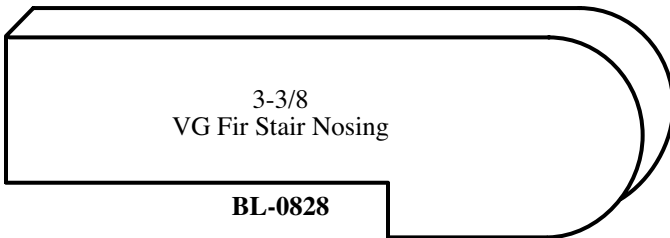
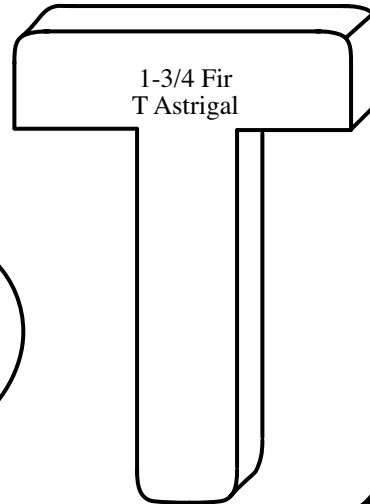
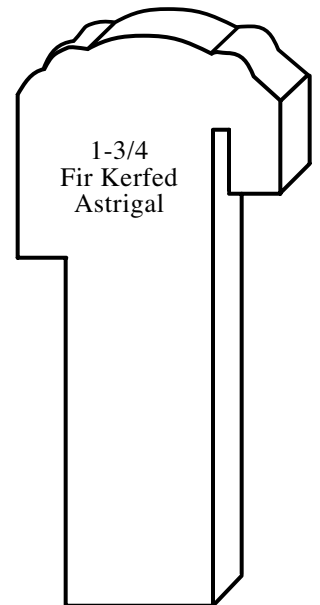
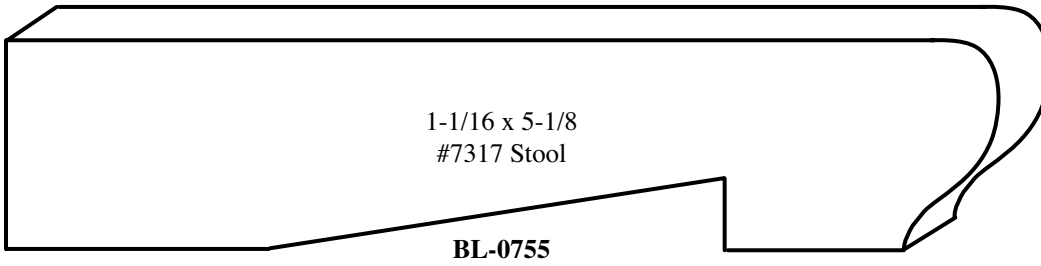
**BL-120340 & BL-120350**




2 x 8  
Fir Bevel Sill

**BL-120330**

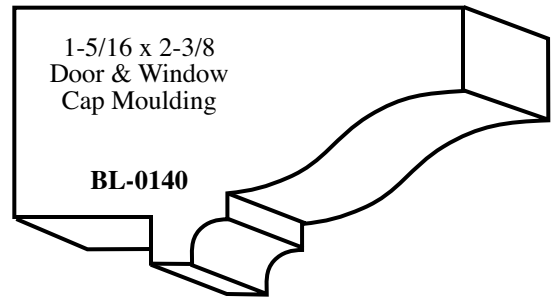
# Stools, Nosings & Astrigals



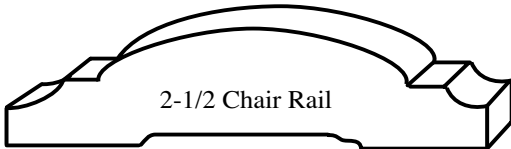
# Softwood Chair Rails Caps, Backbands & Fillet



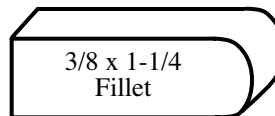
**BL-0250**




**BL-0140**



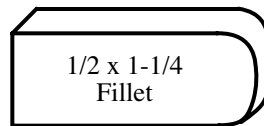
**BL-0260**



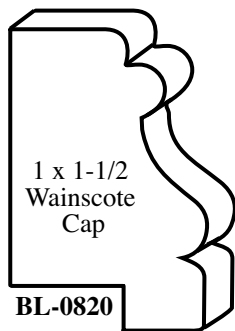
**Hemlock BL-0430  
Fir BL-0432**



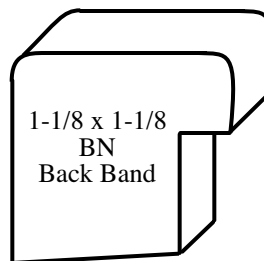
**BL-0270**



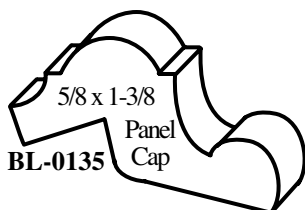
**Primed F. J.  
BL-0434**



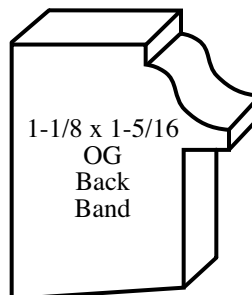
**BL-0820**



**BL-0005**



**BL-0135**

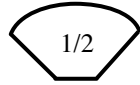


**BL-0010**

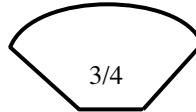
# Softwood Quarter, Half & Full Rounds



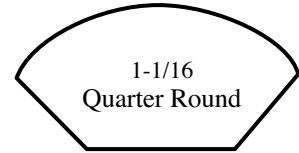
Quarter Round  
**BL-0660**



Quarter Round  
**BL-0670**



Quarter Round  
**BL-0680**



1-1/16  
Quarter Round

**BL-0690**



Half Round  
**BL-0520**



3/4  
Half Round

**BL-0530**



1"  
Half Round

**BL-0540**



1-1/2  
Half Round

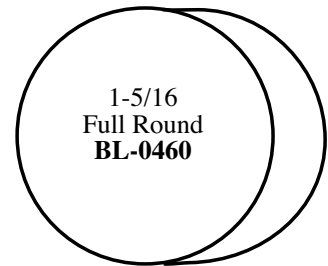
**BL-0550**



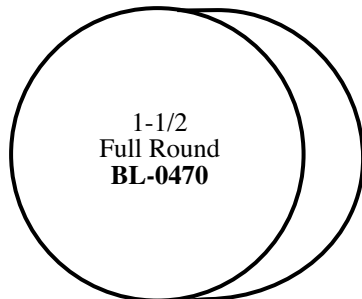
11/16  
Full Round  
**BL-0440**



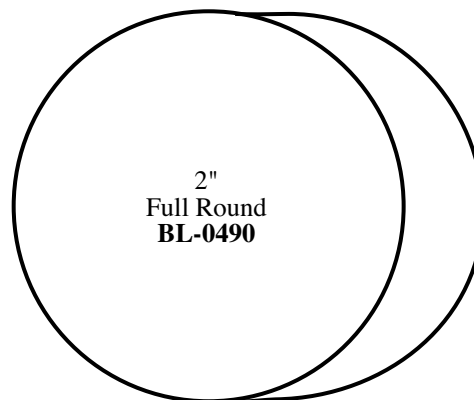
1"  
Full Round  
**BL-0450**



1-5/16  
Full Round  
**BL-0460**

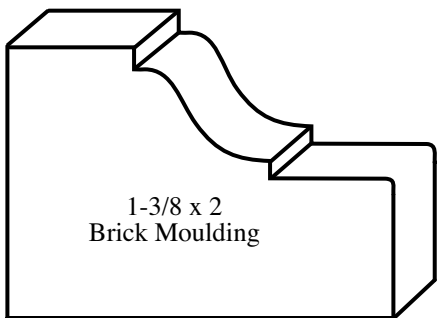


1-1/2  
Full Round  
**BL-0470**

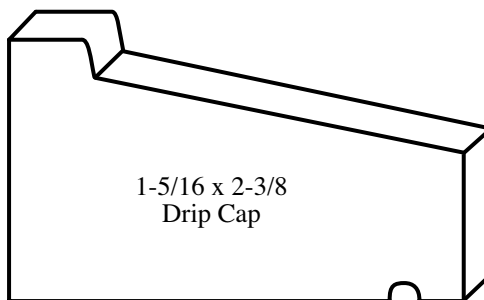


2"  
Full Round  
**BL-0490**

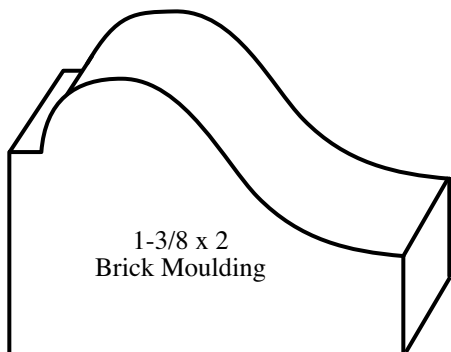
# Softwood Brickmould, Shakemould, Dripcap & Watertable



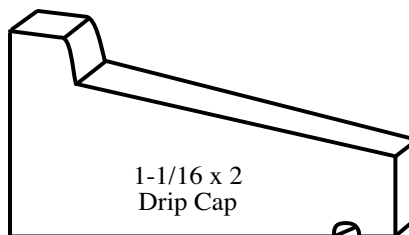
**BL-0106**



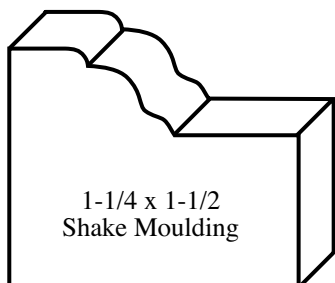
**BL-0425**



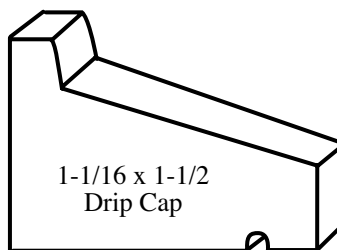
**BL-0107**



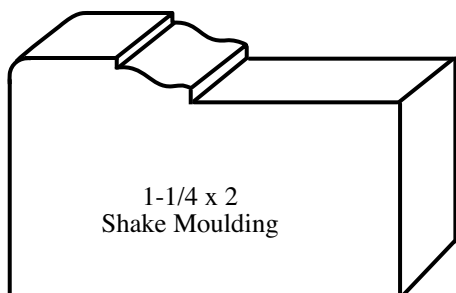
**BL-0420**



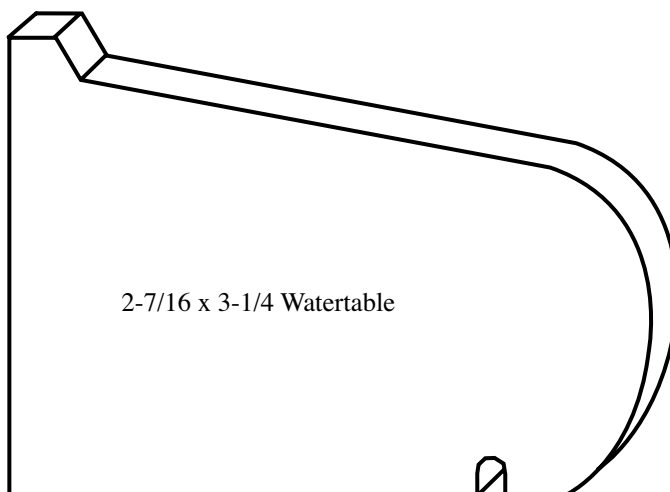
**BL-0710**



**BL-0410**

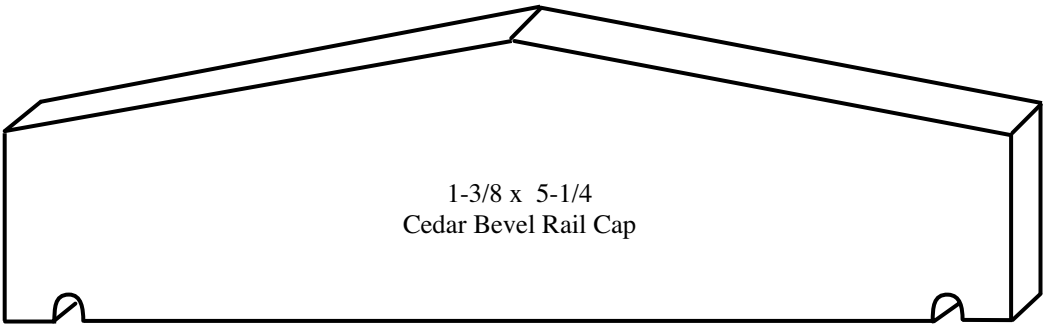
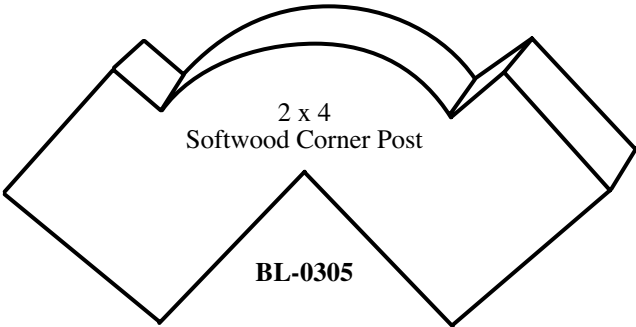


**BL-0720**

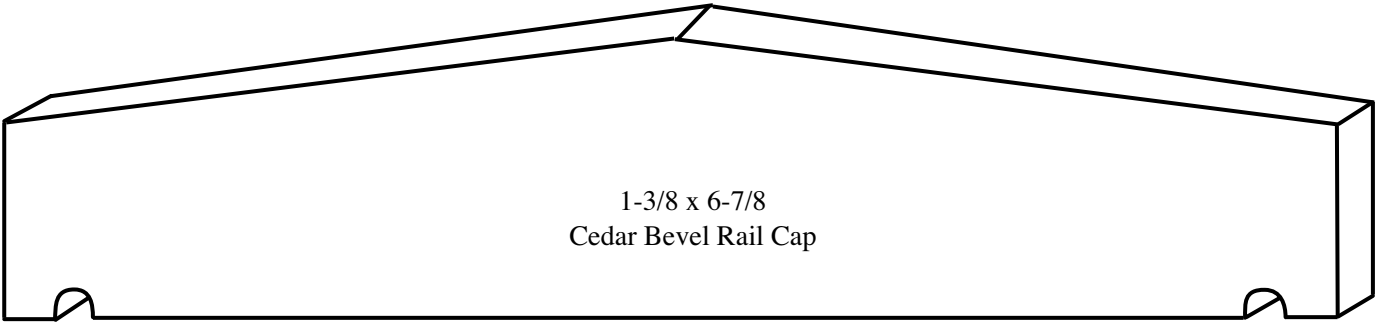


**BL-0427**

# Softwood Corner Posts & Rail Caps

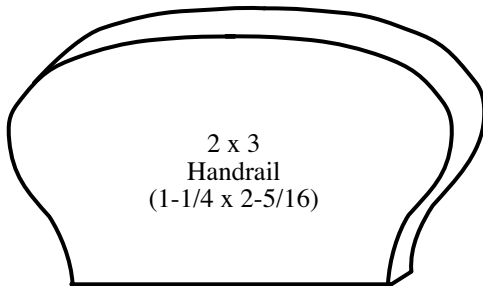
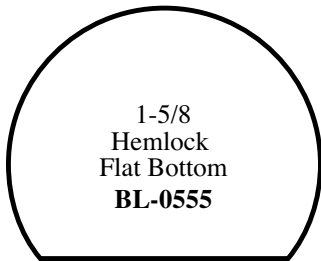
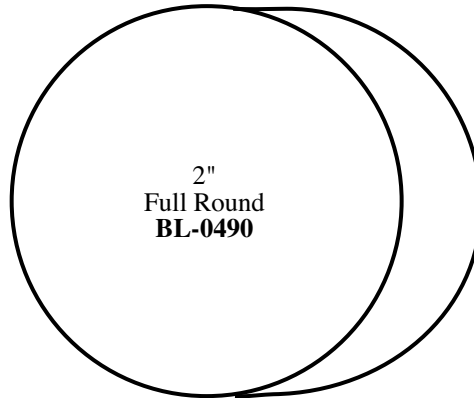
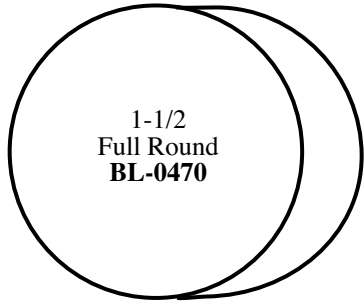


BL-240160



BL-240170

# Softwood Handrails



BL-0560



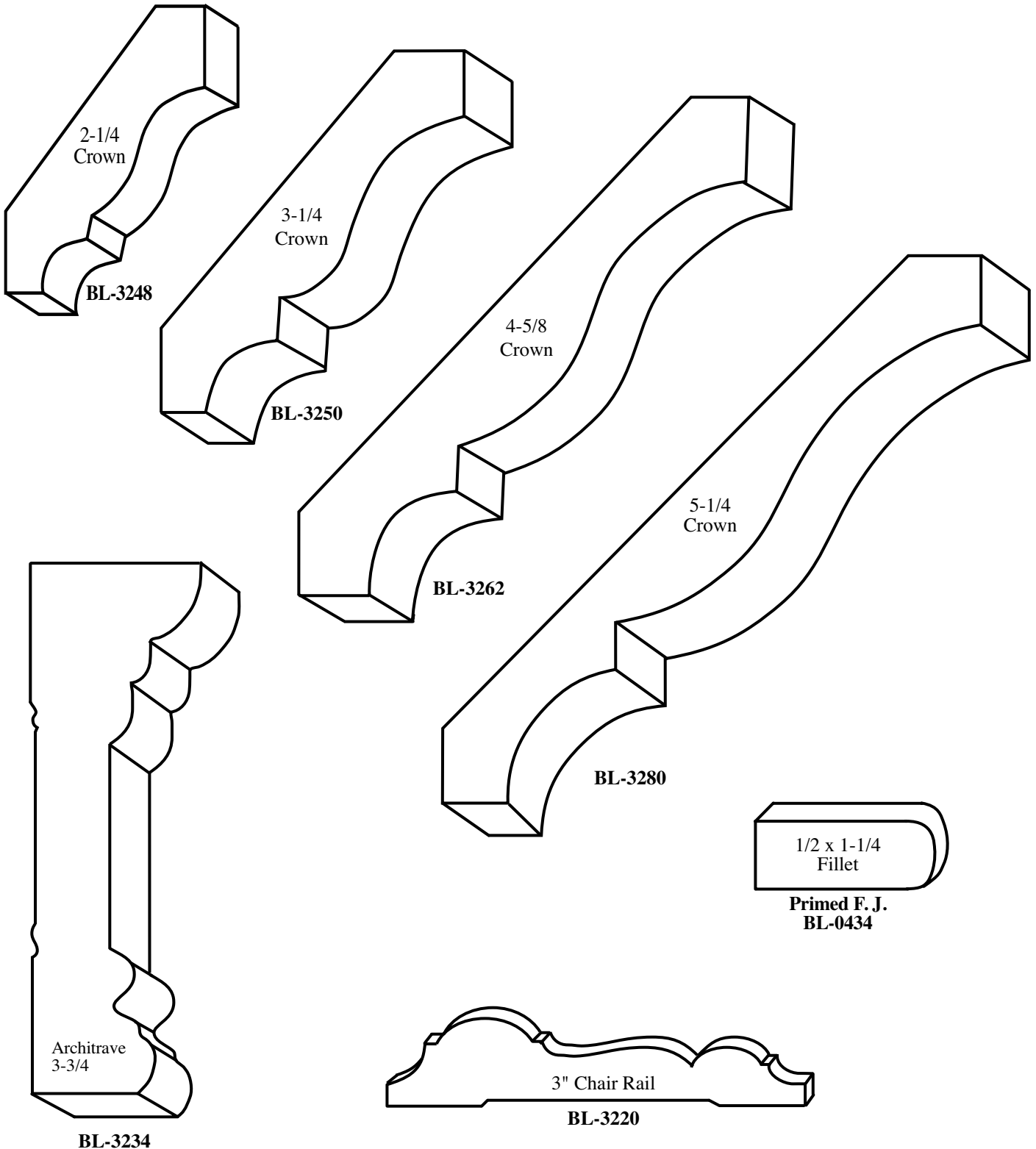
BL-0561 Hemlock  
BL-0565 Fir



BL-0570

M.D.F. (Medium Density Fiber board) mouldings and lumber are an economical alternative to traditional interior paint grade mouldings and trim. All lumber items and many of the mouldings are "pre-primed".  
As a welcomed new addition, we now manufacture custom mouldings out of M.D.F.

## Primed MDF Crowns, Chair Rails & Open Trim




# Primed MDF Casings



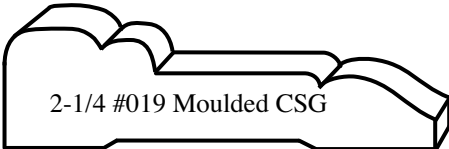
1-5/8 Bevel CSG

BL-3193



2-1/4 DBL BN CSG

BL-3195



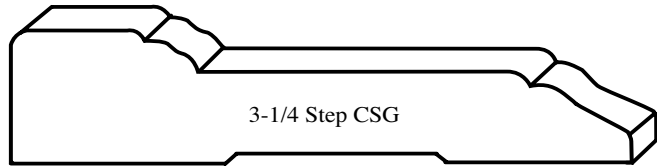
2-1/4 #019 Moulded CSG

BL-3199



2-1/4 #356 Colonial CSG

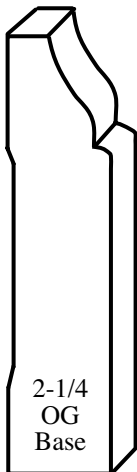
BL-3200



3-1/4 Step CSG

BL-3202

# Primed MDF Bases



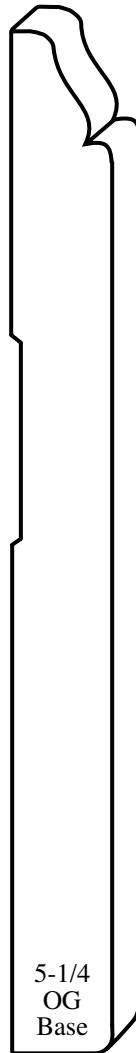
2-1/4  
OG  
Base

BL-3180




3-1/4  
OG  
Base

BL-3185



5-1/4  
OG  
Base


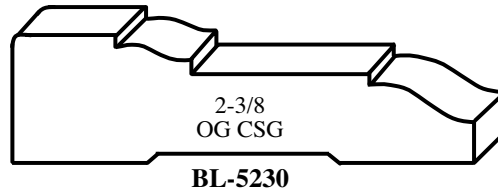
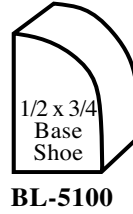
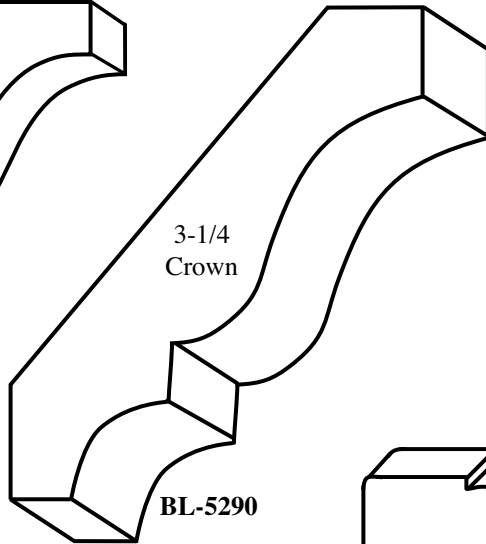
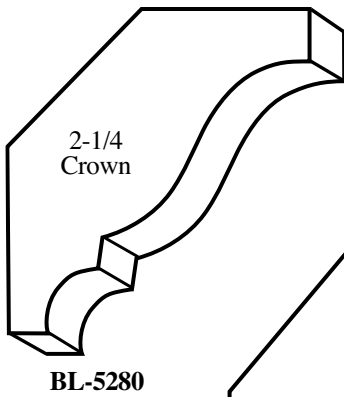
BL-3192



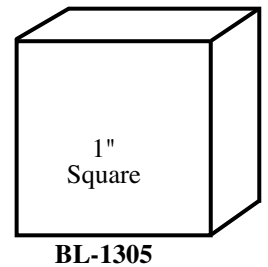
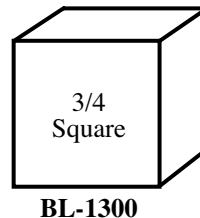
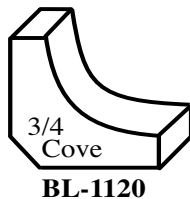
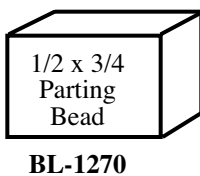
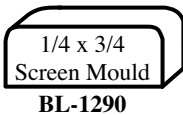
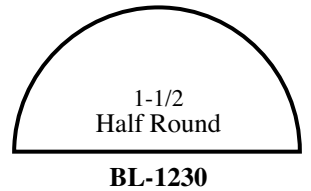
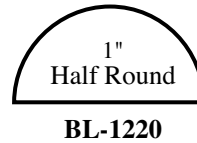
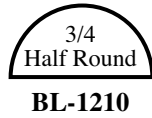

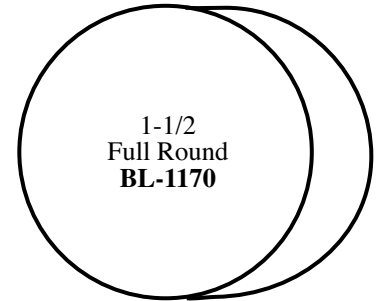
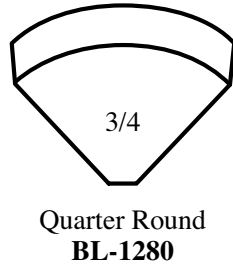

5"  
Moulded  
Base

BL-3190

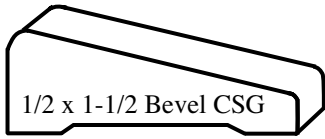
# Cherry Mouldings



# Red Oak Mouldings



# Red Oak Mouldings




**BL-1010**



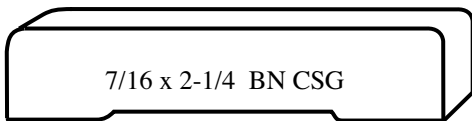
**BL-1020**




**BL-1030**



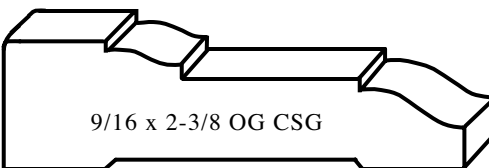
**BL-1055**



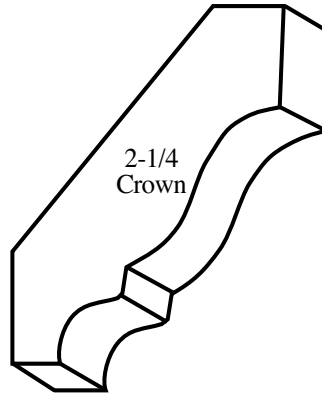
**BL-1056**



**BL-1050**



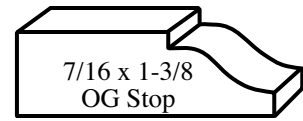
**BL-1060**



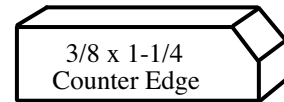
**BL-1130**



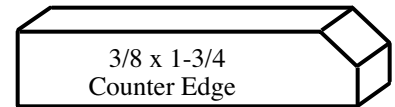
**BL-1000**



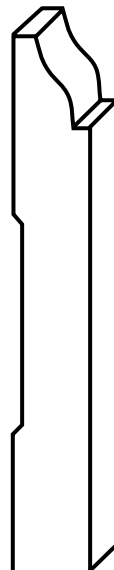
**BL-1320**



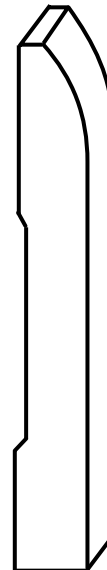
**BL-1090**




**BL-1100**



**3/8 x 2-3/4  
OG Base  
BL-0990**



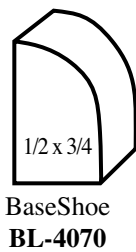
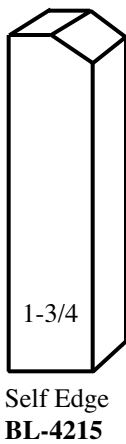
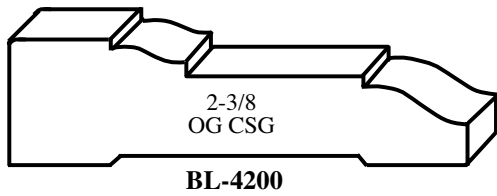
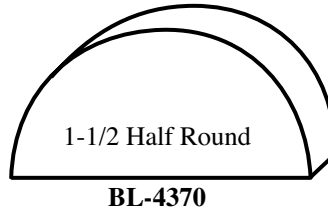
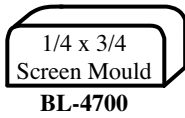
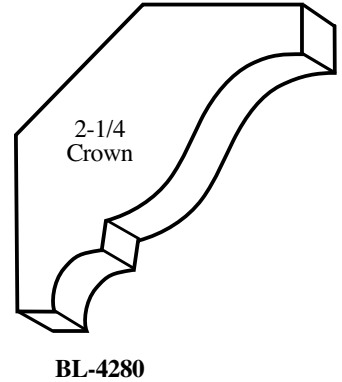
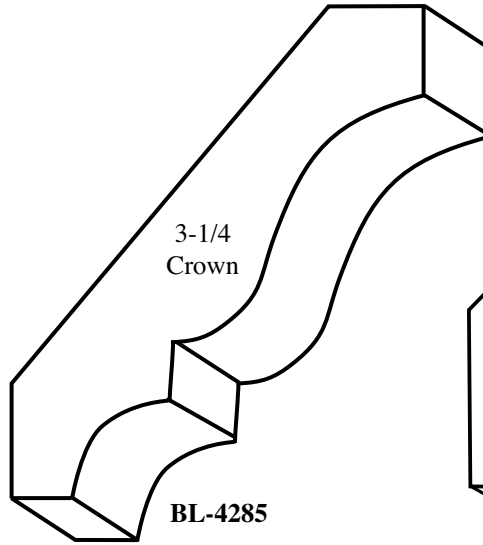
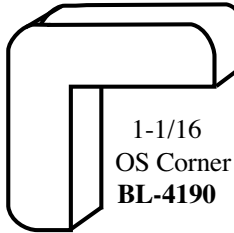



**3/8 x 2-3/4  
SL Base  
BL-0980**



**5/8 x 3-1/2  
Back Splash  
BL-1110**

# Maple Mouldings



# Mahogany Mouldings

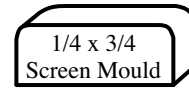


1/2 x 2-1/4 Bevel CSG

**BL-0880**



3/4  
OS Corner  
**BL-0910**

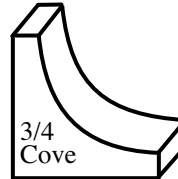


1/4 x 3/4  
Screen Mould  
**BL-0960**

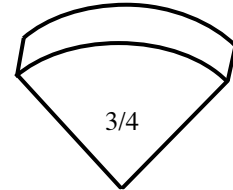


7/16 x 1-1/2 Bevel CSG

**BL-0830**

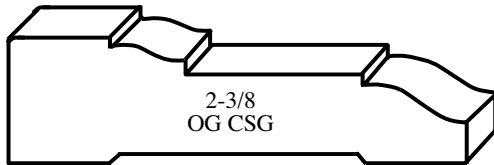


3/4  
Cove  
**BL-0930**



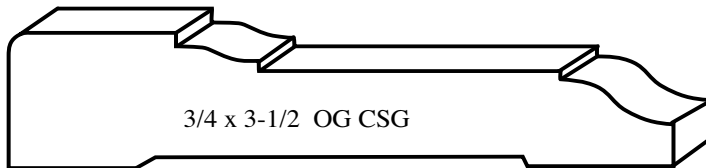
3/4

Quarter Round  
**BL-0950**



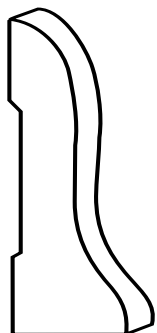
2-3/8  
OG CSG  
**BL-0890**

**BL-0890**

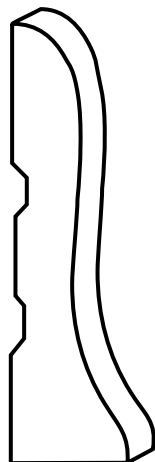


3/4 x 3-1/2 OG CSG

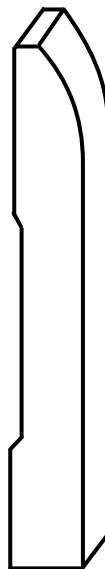
**BL-0902**




5/8 x 1-5/8  
Sanitary Base  
**BL-0840**



5/8 x 2-1/4  
Sanitary Base  
**BL-0845**



7/16 x 2-3/4  
SL Base  
**BL-0850**



3-1/4  
OG Base  
**BL-0835**



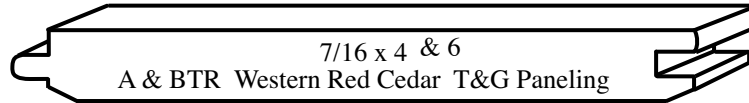
1/2 x 3/4  
Base Shoe  
**BL-0860**

**BL-0860**

# Cedar & Pine Paneling

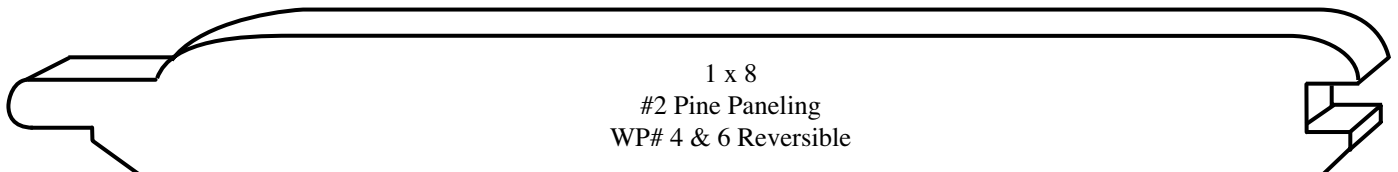
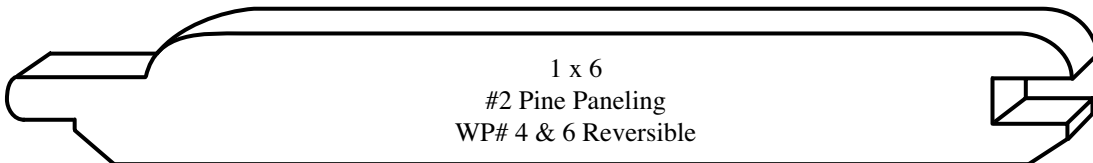
## CEDAR PANELING

7/16 x 4, 6	A&Btr KD Cedar T&G Smooth V-Face, Sawn Flush Back
11/16 x 4, 6	A&Btr KD Cedar T&G Smooth V-Face, Sawn Flush Back
1 x 4	Clear KD FJ Cedar T&G Scored Face
11/16 x 4, 6, 8	P.K. KD Cedar T&G Smooth V2E



## PINE & WHITEWOOD PANELING

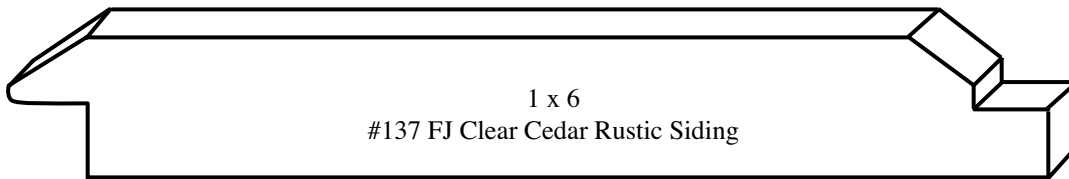
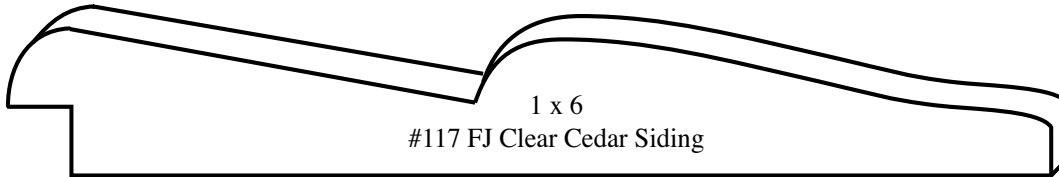
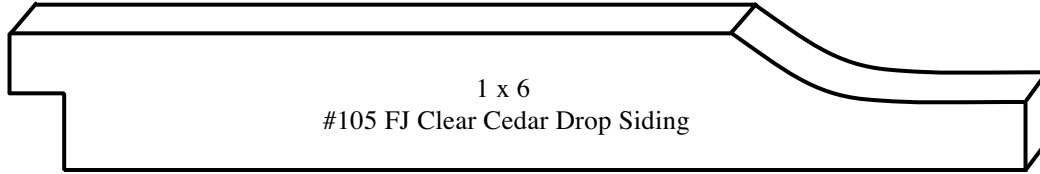
1 x 6	#2 KD Pine T&G WP 4 & 6
1 x 8	#2 KD Pine T&G WP 4 & 6



# Cedar Siding

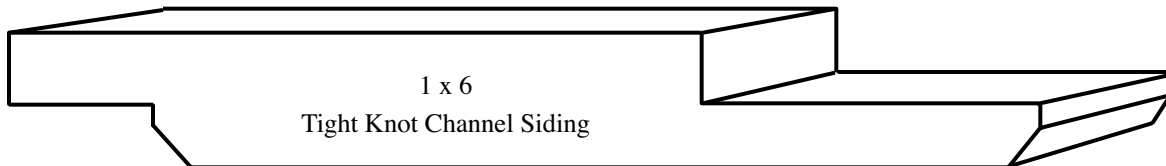
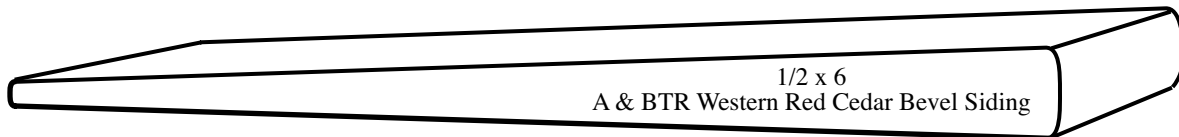
## SPECIALTY SIDING

- 1 x 6 Clear FJ#105 Cedar Drop Siding
- 1 x 6 Clear FJ#137 Cedar Rustic Siding
- 1 x 6 Clear FJ#117 Cedar Siding



## CEDAR SIDING

- 1/2 x 4, 6, 8 A&BTR Clear KD Cedar Bevel Siding Smooth Face Reversible
- 3/4 x 8, 10 A&BTR Clear KD Cedar Bevel Siding Smooth Face Reversible
- 1/2 x 6 VG Finger Jointed Primed A&BTR Cedar Bevel Siding
- \*11/16 x 6 P.K. KD Cedar Bevel Siding Resawn Face
- 11/16 x 6, 8, 10 P.K. KD Cedar Bevel Siding Resawn Face
- \* 5/4 x 12 T.K. Green Cedar Bevel Siding
- 1 x 6, 8, 10 P.K. Green Cedar Channel Siding Resawn Face


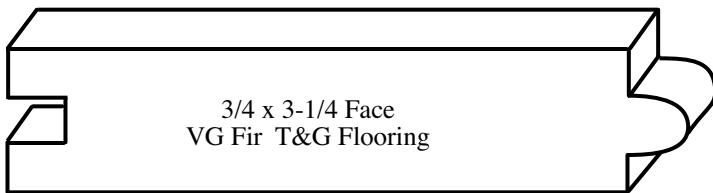
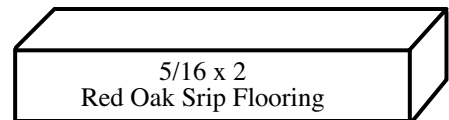
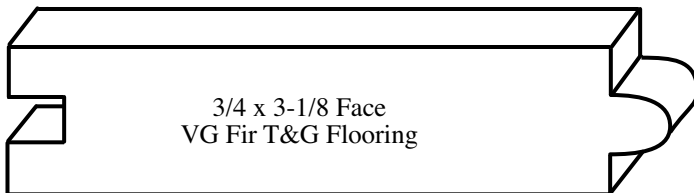

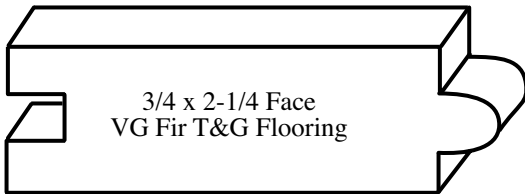
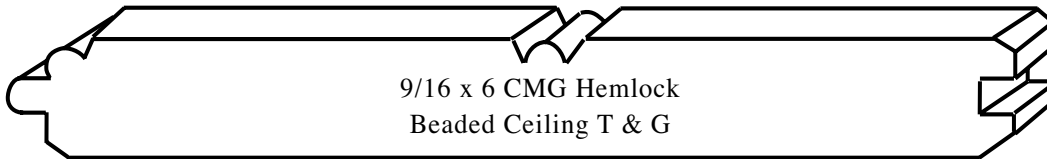
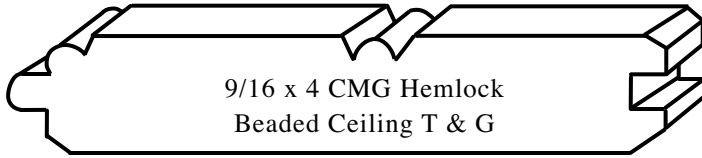


\* Available upon request.

# Ceiling & Flooring

## HEMLOCK CEILING

9/16 x 4	Clear KD Hemlock T&G Beaded Ceiling
9/16 x 4	Clear KD Hemlock T&G V & Center V
9/16 x 4	Double Primed F/J Pine Beaded Ceiling
9/16 x 6	Clear KD Hemlock T&G Beaded Ceiling



## FLOORING

* 2 x 6	Sel Dex T&G V2E (Various species available)
1 x 3	C&Btr VG Fir T&G Flooring (solid stock) (2-1/4 face)
1 x 4	C&Btr VG Fir T&G Flooring (solid stock) (3-1/8 or 3-1/4 face)
3/4 x 2-1/4	#1 Common Red Oak T&G Flooring
5/16 x 2	Red Oak Strip Flooring
* 1 x 6	#2 Arkansas Pine T&G Flooring
* 1 x 8	#2 Arkansas Pine T&G Flooring

\* Available upon request.

# Cedar Shingles

18" & 24"  
16"  
24"

Machine Grooved Sidewall Shakes, natural or primed  
#1, #2 & #4 Cedar Shingles  
#1 & #4 Cedar Shingles

## MDF Lumber – Sheet Stock

### INTERIOR PRIMED MDF

Nominal Size	Actual Size	Lengths	Nominal Size	Actual Size	Lengths
1 x 2	11/16 x 1-1/2	8', 10', 12' & 16'	1 x 12	11/16 x 11-1/4	8', 10', 12' & 16'
1 x 3	11/16 x 2-1/2	8', 10', 12' & 16'	1/2 x 4	1/2 x 3-1/2	8' & 16'
1 x 4	11/16 x 3-1/2	8', 10', 12' & 16'	1/2 x 6	1/2 x 5-1/2	8' & 16'
1 x 5	11/16 x 4-9/16	8', 10', 12' & 16'	5/4 x 4	1 x 3-1/2	8' & 16'
1 x 6	11/16 x 5-1/2	8', 10', 12' & 16'	5/4 x 6	1 x 5-1/2	8' & 16'
1 x 8	11/16 x 7-1/4	8', 10', 12' & 16'	5/4 x 8	1 x 7-1/4	8' & 16'
1 x 10	11/16 x 9-1/4	8', 10' & 16'			

Primed (white) one face + 2 edges. Face is eased edge, back is square edge.

### FINGER JOINT PRIMED PINE/POPLAR

Nominal Size	Actual Size	Lengths
1 x 3	21/32 x 2-1/2	8' & 16'
1 x 4	21/32 x 3-1/2	8' & 16'
1 x 5	21/32 x 4-9/16	8' & 16'
1 x 6	21/32 x 5-9/16	8' & 16'
1 x 8	21/32 x 7-5/16	8' & 16'
5/4 x 4	1 x 3-1/2	8' & 16'
5/4 x 6	1 x 5-1/2	8' & 16'
5/4 x 8	1 x 7-1/4	8' & 16'

### MDF SHEETS

1/4 x 49 x 97	3/4 x 49 x 97
1/2 x 49 x 97	1 x 49 x 97
5/8 x 49 x 97	3/4 x 49 x 121

### MELAMINE SHELVING G2STE WHITE

3/4 x 12 - 8'	3/4 x 16 - 8'	3/4 x 24 - 8'
3/4 x 12 - 12'	3/4 x 16 - 12'	3/4 x 24 - 12'

# Softwood – Solid Stock

## FIR

1/2 x 2, 3, 4 & 6	C&Btr VG KD Fir S4S
1 x2 through 1 x 12	C&Btr VG KD Fir S4S
2 x 2 through 2 x 12	C&Btr VG KD Fir S4S
5/4 x 3, 4, 5, 6 & 8 & 10	C&Btr VG KD Fir S4S
3 x 3 through 3 x 6	C&Btr MG KD Fir S4S
3 x 8	C&Btr MG KD Fir S4S
4 x 4	C&Btr MG KD Fir S4S
4 x 6 and wider	C&Btr MG KD Fir S4S
6 x 6	C&Btr MG KD Fir S4S

## HEMLOCK

1 x 2 through 1 x 8	C&Btr MG KD Hem S4S
5/4 x 4, 6 & 8	C&Btr MG KD Hem S4S
2 x 2 through 2 x 8	C&Btr MG KD Hem S4S

## CEDAR

1 x 2 through 1 x 12	A&Btr Clear KD Cedar S1S2E
2 x 2 through 2 x 12	A&Btr Clear KD Cedar S1S2E

---

1 x 2 through 1 x 8	C 10 to 15% DW. R.C. SIS2E
2x 2 through 2 x 6	C 10 to 15% DW. R.C. S4S
4 x 4	C 10 to 15% DW. R.C. S4S

---

1 x 4 through 1 x 12	Select Knotty KD Cedar S1S2E Resawn face
5/4 x 4, 6 & 8	Select Knotty KD Cedar S1S2E Resawn face
2 x 4	Select Knotty KD Cedar S4S
2 x 6 through 2 x 12	Select Knotty KD Cedar S1S2E Resawn face
4 x 4	P.K. Green Cedar S4S
6 x 6	P.K. Green Cedar S4S

## WHITEWOODS & PINE

1 x 2	Common KD Pine S4S
1 x 4 through 1 x 12	#2 & Btr KD Pine S4S
1 x 4 through 1 x 12	C & Btr Clr KD Pine S4S
2 x 10	#2 & Btr KD Pine S4S

## AZEK

1 x 2 through 1 x 12	AZEK Trim SIS2E
5/4 x 4 through 5/4 x 12	AZEK Trim SIS2E

\* Available upon request. \*\* Limited quantities

## Hardwood Lumber

We stock a full selection of 4/4 and 8/4 KD Hardwoods, primarily in S4S form as follows: Birch, Cherry, Honduras Mahogany, Philippine Mahogany, Eastern Hardrock Maple, Red and White Oak (R. Oak 1/2, 3/4, 1 & 1-1/2 finished thickness, S4S), Yellow Poplar and American Black Walnut. Other species available upon request.

## Special Order

Our market knowledge and ability to obtain specialty items have made Blackstock Lumber one of the areas most highly recommended lumber companies. Please give us a call on your next hard-to-find lumber or millwork needs.

## Decking

### CEDAR

5/4 x 4	PK WRC GRN RE DKG
5/4 x 4	C & BTR 10-15% D WRC RE DKG
2 x 4	PK WRC
2 x 2, 3, 4 & 6	C & BTR 10-15% D WRC S4S
2 x 6 & 2 x 8	C & BTR 10-15% D WRC Bevel Rail Cap

### IPE

* 1 x 4 through 1 x 8	Ipe
* 2 x 2 through 2 x 12	Ipe
* 4 x 4	Ipe

- ▶ Other sizes, quantities, species and grades available  
Please call to inquire.
- ▶ Decking Screws - Dacrotized and Stainless in various sizes

\* Available upon request.

## Finger Joint Cedar

All sold in 10' & 20'

1 x 4 through 1 x 12	Primed FJ WRC KD S1S2E
5/4 x 4 through 5/4 x 12	FJ WRC KD S1S2E
2 x 2 through 2 x 12	FJ WRC KD S1S2E

All 10" & 12" are edge glued, in addition to finger jointed.

# Sheet Products

## PLYWOOD AND SHEET ITEMS

- ▶ Hardwood Plywoods: A1 Natural Birch, Mahogany, Eastern Select White Maple, Red Oak, Cherry, Walnut, 1/2" C2 Apple Plywood
- ▶ Budget Plywood 1/2" & 3/4" (*hardwood ply*)
- ▶ MDO (*sign painter's plywood*)
- ▶ MDF & Industrial Particle Board, Melamine
- ▶ ACX PCBUF underlayment plywood (*plugged & crossbanded under face*) for Decking and Vinyl Underlayment
- ▶ Fire Retardant & All Weather Wood (foundation) Plywood
- ▶ Cedar Monterey & Catalina "Estate" Lattice Panel
- ▶ Cedar Square Lattice
- ▶ 4 x 8 Tempered Hardboard available in 1/8" & 1/4"
- ▶ 4 x 8 x 4mm White Corex (*great for floor protection*)
- ▶ Specialty and oversize sheet stock
- ▶ AZEK boards, sheets and mouldings

## MISCELLANEOUS PRODUCTS

- ▶ Metal Studs and Track
- ▶ Fire Retardant Treated Lumber
- ▶ 1 x 6 x 6' #2 NKH WRC S1S2E Fencing
- ▶ B-Flute Corrugated Cardboard (*for floor & counter protection*)
- ▶ Hardrock Maple Butcher Block
- ▶ Woodland & Arlite Cutting Boards

### ***Special Order:***

- ▶ Laminates: Wilsonart, Formica, Pionite & Nevamar
- ▶ Ultraflex (flexible mouldings)
- ▶ James Hardi Siding Products

## CUSTOM & GENERAL MILLWORK

- ▶ Production of custom and nonstandard patterns of moulding, sidings, wall paneling & flooring. Softwoods, Hardwoods & MDF
- ▶ Custom manufacture of jambs, sills, thresholds and reducers, in various species of softwood & hardwood
- ▶ Lumber and Plywood cut to specification
- ▶ Bandsawing
- ▶ Widebelt Sanding up to 36"
- ▶ Custom Gorbels
- ▶ Custom Glue-ups
- ▶ Custom Turnings

# Decking

## DOORS

- Wide variety of interior & exterior doors available
  - Custom sizing & prehanging
  - Stile & rail door manufacture
- Large variety of stock & special order hinges, flush bolts & locksets available.

## JAMBS, SILLS, SWEEPS AND WEATHER STRIPPING

* Bronze Adj. Inswing Sill	3°
	6°
* Mill Adj. Inswing sill	3°
	6°
* Bronze Bumper Outswing Sill	3°
	6°


2 x 8	C&Btr Fir Beveled Window Sill	
2 x 8	C&Btr Rabbeted	Door Sill
2 x 10	C&Btr Rabbeted	Door Sill

Compressed Door Bottoms 3°

Endura Q'Lon Foam Door Seal 96"  
Color: Brown & White

All sizes & species jambs available upon request.

## RESIDENTIAL SWING CHART



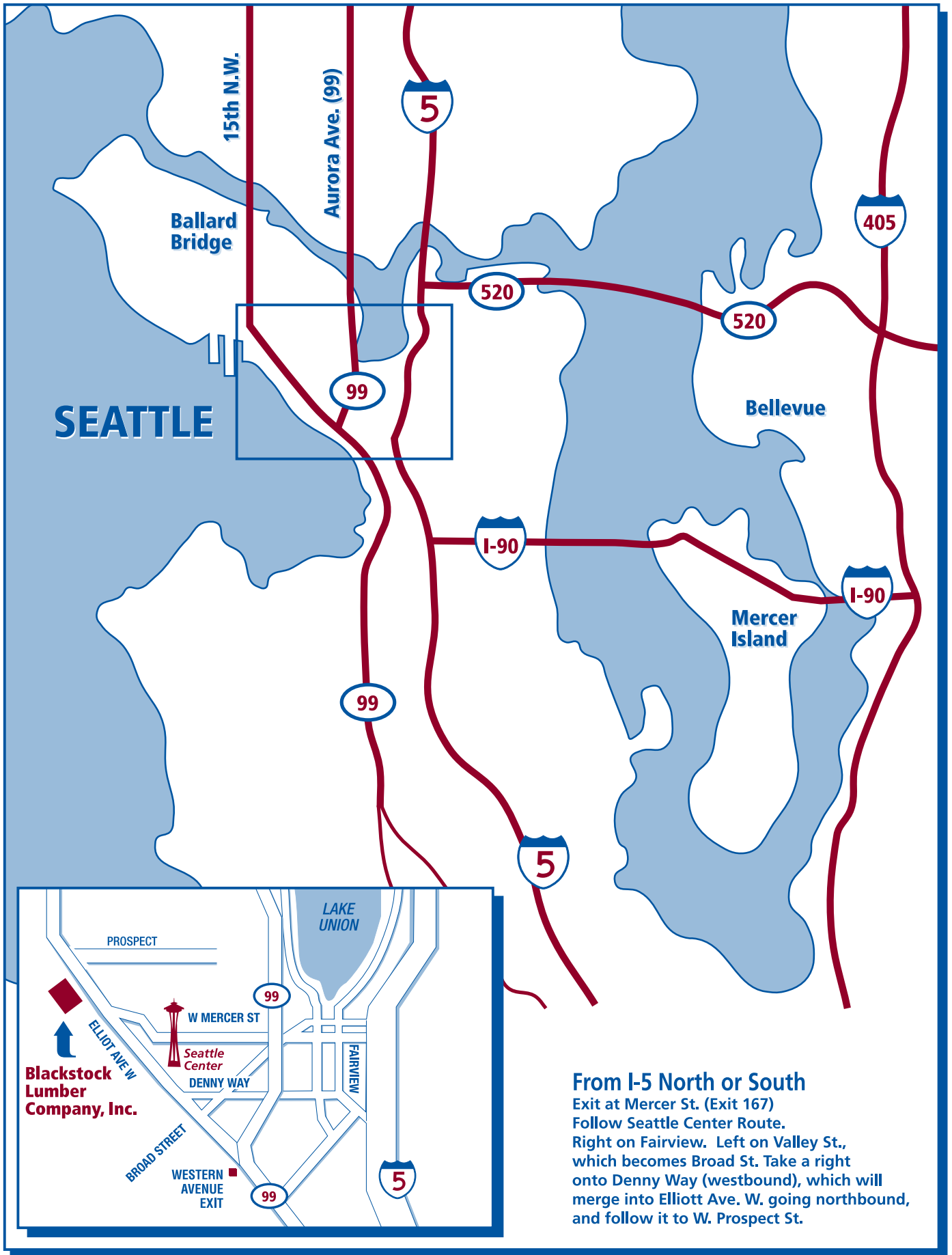
## STEPPING

5/4	x 12	#2 & BTR P. Pine Stepping
5/4	x 12	CVG Fir BN Stepping
5/4	x 12	O.S.B. Stepping
5/4	x 12	Red Oak BN Tread
* 5/4	x 12	E. Maple & W. Oak BN Tread

## OTHER

Clear and T.K. Cedar Shakes and Shingles	Lumber, Siding, Decking, Paneling
---	--------------------------------------

\* Available upon request.



**From I-5 North or South**  
 Exit at Mercer St. (Exit 167)  
 Follow Seattle Center Route.  
 Right on Fairview. Left on Valley St.,  
 which becomes Broad St. Take a right  
 onto Denny Way (westbound), which will  
 merge into Elliott Ave. W. going northbound,  
 and follow it to W. Prospect St.

1039 Elliott Avenue West • Seattle WA 98119 • Phone 206.284.1313 • Fax 206.281.0062

[www.blackstocklumber.com](http://www.blackstocklumber.com)