




BALUSTRADE SYSTEMS



Blackstock Lumber Co., Inc.
1039 Elliott Avenue West • Seattle, WA 98119
Phone (206) 284-1313 • Fax (206) 281-0062
www.blackstocklumber.com



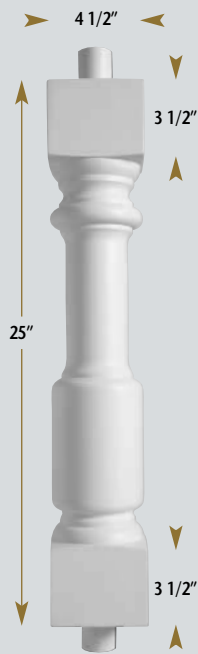
BALUSTRADE SYSTEMS

NOTICE :


PL PREMIUM ADHESIVE MUST BE USED ON ALL JOINTS.



BAL 2000 - 25




BAL 2001 - 25



BAL 2002 - 20



BAL 2005 - 20




BAL 2006 - 32



BAL 2007 - 30




BAL 2008 - 18



BAL 2009 - 24



BAL 2010 - 31



BAL 2011 - 20

1 • 8 0 0 • 6 8 5 • 9 9 8 1

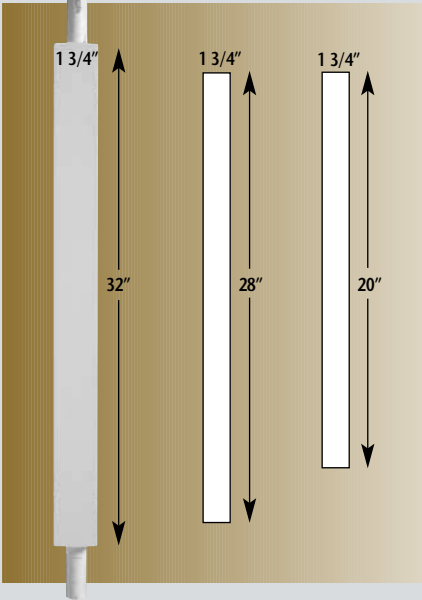
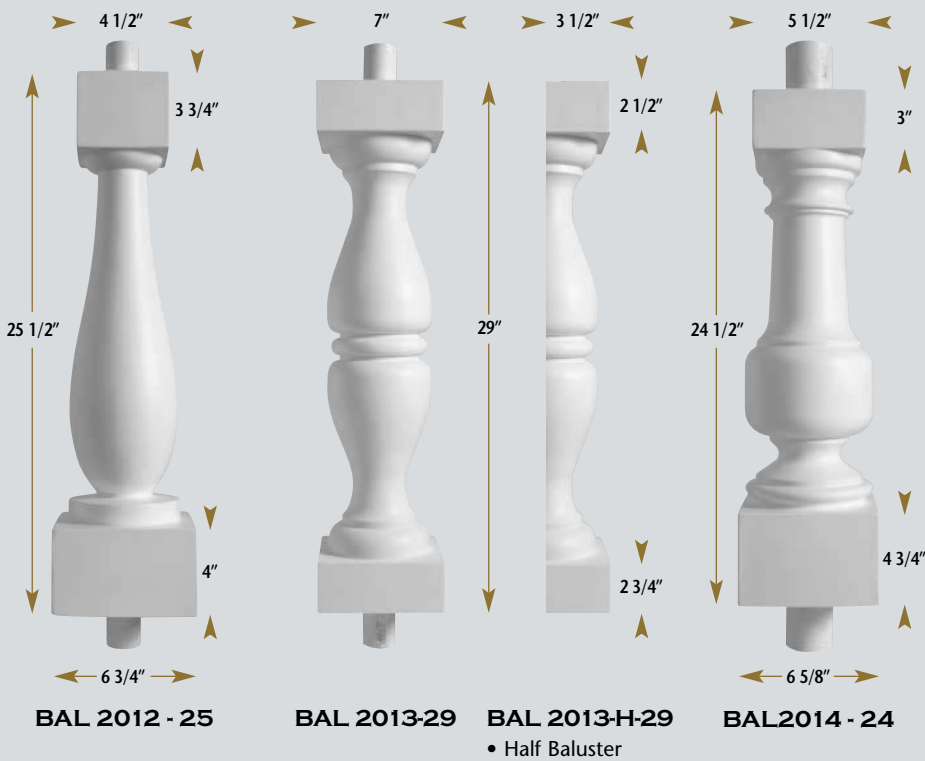


BALUSTRADE SYSTEMS

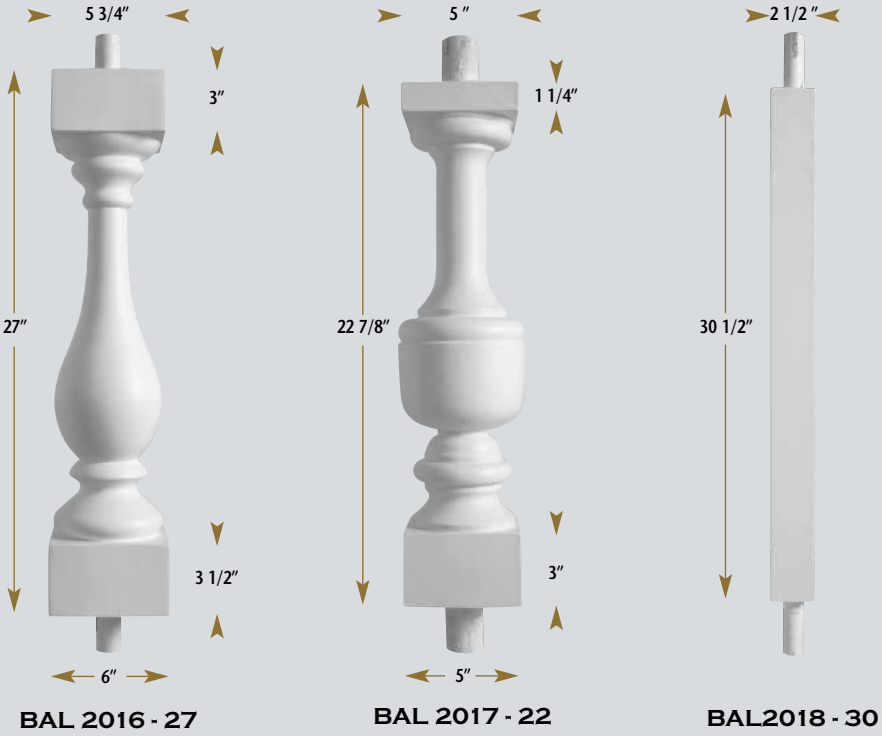


NOTE :

- BAL 2000-25 assembled using RAL 2100T & 2100B spaced at the 4" Ball Rule, exceeds BOCA requirements for guard railing design in a 10' assembly. Call for information.
- PVC PIPE EXTENDS 2" FROM END OF BALUSTERS.
- See pages 102-103 for complete balustrade installation instructions.



**BAL 2015-32
 BAL 2015-28
 BAL 2015-20**

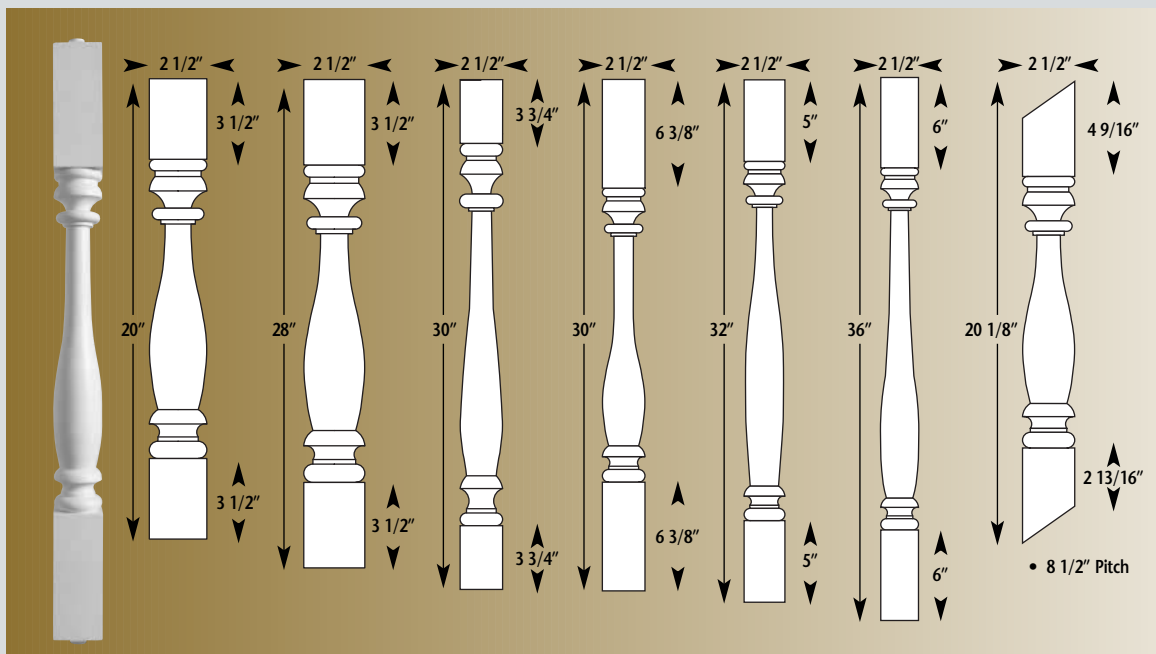




BALUSTRADE SYSTEMS

NOTICE :

PL PREMIUM ADHESIVE MUST BE USED ON ALL JOINTS.



BAL 2019-20
BAL 2019-28

BAL 2019-30
BAL 2019-30EXT


BAL 2019-32
BAL 2019-36

BAL 2019-P-20

BAL 2020-36




BAL 2021-28




BAL 2022-23



BAL 2023-18



BAL 2024-26



BAL 2025-22

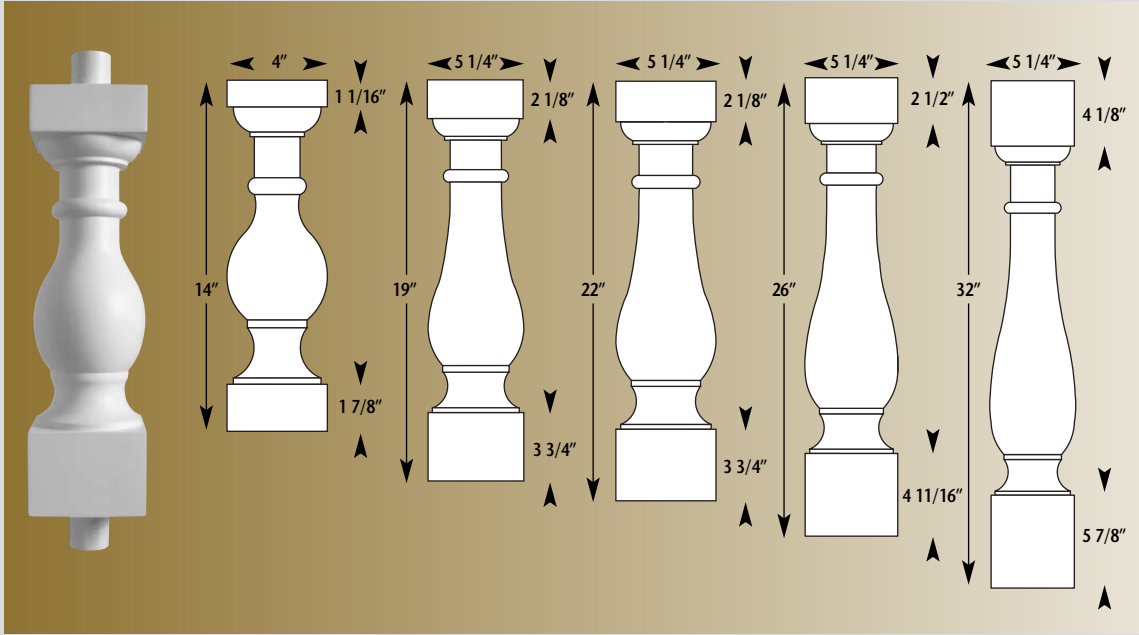
1 • 8 0 0 • 6 8 5 • 9 9 8 1



BALUSTRADE SYSTEMS



BAL 2026-16



BAL 2027-14 BAL 2027-19 BAL 2027-22 BAL 2027-26 BAL 2027-32



- BAL 2028-9**
- 9" Height
 - 2" Projection
 - 12' Length
 - 6" Repeat

- BAL 2028-12**
- 12" Height
 - 2" Projection
 - 12' Length
 - 6" Repeat

WOOD POLYURETHANE


NOTE :

PVC PIPE
EXTENDS 2"
FROM END
OF BALUSTERS.

SPECTIS BALUSTERS ARE BUILT TO LAST



BAL 2029-30



BAL 2030-18



BAL 2031-25
• Fossil Stone Texture







BALUSTRADE SYSTEMS

NOTICE :

PL PREMIUM ADHESIVE MUST BE USED ON ALL JOINTS.




BAL 2032-29



BAL 2033-20



**BAL 2034-28
BAL 2034-35**



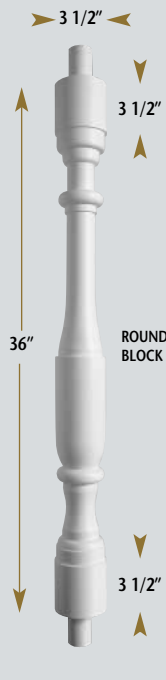
BAL 2035-28



BAL 2036-21



BAL 2037-27




BAL 2038-36



BAL 2039-18



BAL 2040-23



BAL 2041-29
• Fossil Stone Texture

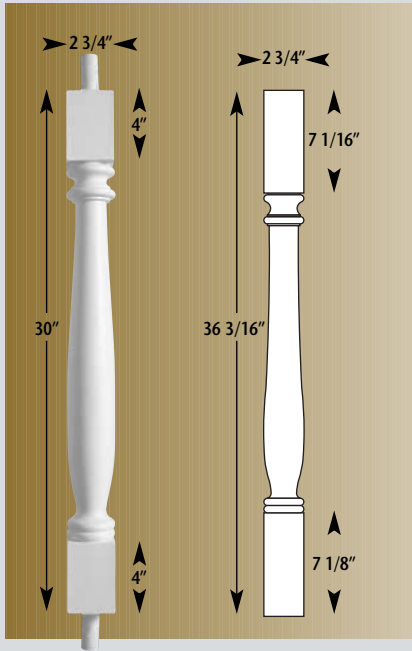
1 • 8 0 0 • 6 8 5 • 9 9 8 1




NOTE :

PVC PIPE EXTENDS 2" FROM END OF BALUSTERS.


BALUSTRADE SYSTEMS




BAL 2042-30 BAL 2042-36EXT



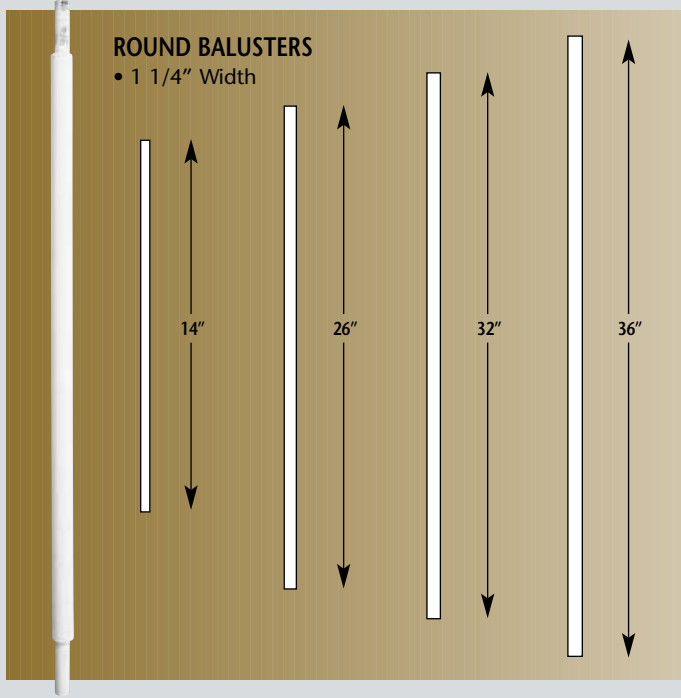
BAL 2043-19



BAL 2044-20



BAL 2045-12



**BAL 2046-14
BAL 2046-26**

**BAL 2046-32
BAL 2046-36**



BAL 2047-31



BAL 2048-25





BALUSTRADE SYSTEMS

NOTICE :

PL PREMIUM ADHESIVE MUST BE USED ON ALL JOINTS.




1 • 8 0 0 • 6 8 5 • 9 9 8 1




RAILINGS




RAL 2100T
 • PVC Pipe
 • 8' • 10' • 12' Lengths



RAL 2100B
 • PVC Pipe
 • 8' • 10' • 12' Lengths



RAL 2102T
 • PVC Pipe • 13' Length



RAL 2102B
 • PVC Pipe • 13' Length




RAL 2104T
 • Steel Pipe • 10' • 12' Lengths



RAL 2104B
 • Steel Pipe • 10' • 12' Lengths

BALUSTRADE SYSTEMS




RAL 2101T
 • PVC Pipe • 8' • 10' • 12' Lengths




RAL 2101B
 • PVC Pipe • 8' • 10' • 12' Lengths



RAL 2103B
 • 12' Length



RAL 2105T
 • Steel Pipe • 10' • 12' Lengths



RAL 2105B
 • Steel Pipe • 10' • 12' Lengths

NOTE :


RAILS ARE TO BE JOINED TO NEWEL POSTS AND NOT TO EACH OTHER. ANY OTHER APPLICATION WILL NOT BE COVERED BY WARRANTY.

On spans of more than 8 feet, Spectis recommends installing support blocks. Refer to page 14.


Hardware is available to join railings to newel posts. Refer to page 15.



BALUSTRADE SYSTEMS




RAL 2106T
• 12' Length



RAL 2107T
• 12' Length




RAL 2100B-FS
• PVC Pipe • Fossil Stone Texture
• 12' Length




RAL 2110T
• Steel Pipe • 12' Length


RAILINGS



RAL 2108T-FS
• PVC Pipe • Fossil Stone Texture
• 8' 9" Length



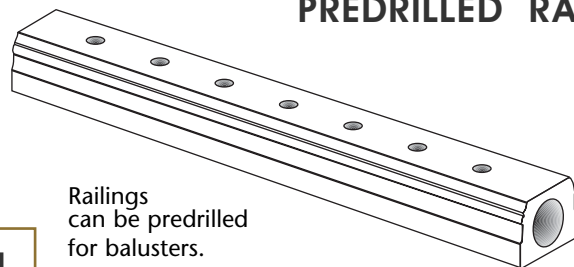
RAL 2112T
• 12' Length



RAL 2111T
• PVC Pipe • 12' Length

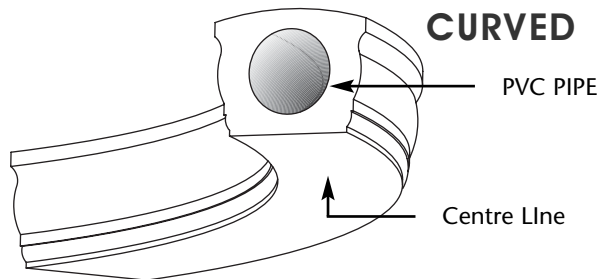
RAL 2111B
• PVC Pipe • 12' Length

PREDRILLED RAIL



Railings can be predrilled for balusters.

CURVED RAIL



Curved railings available by quotation. Curved rails are measured to the centre line. Use newel posts every 8 feet. Use support blocks at the centre point between newel posts.

NOTE :


RAILS ARE TO BE JOINED TO NEWEL POSTS AND NOT TO EACH OTHER. ANY OTHER APPLICATION WILL NOT BE COVERED BY WARRANTY.

On spans of more than 8 feet, Spectis recommends installing support blocks. Refer to page 14.

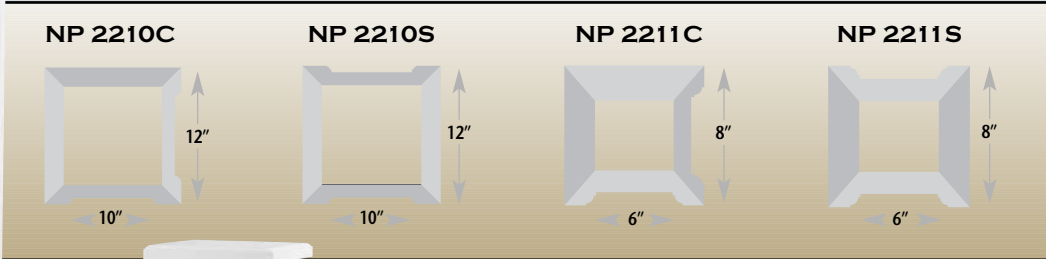
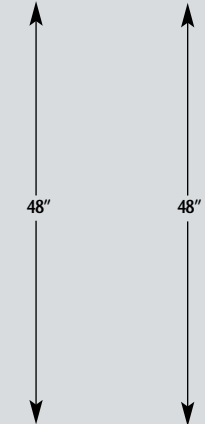

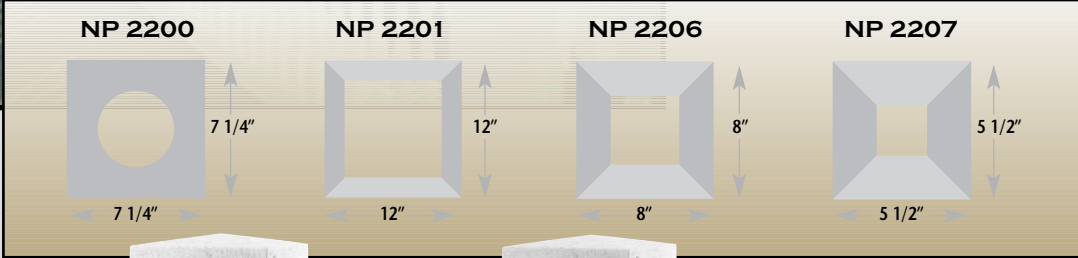
Hardware is available to join railings to newel posts. Refer to page 15.



BALUSTRADE SYSTEMS

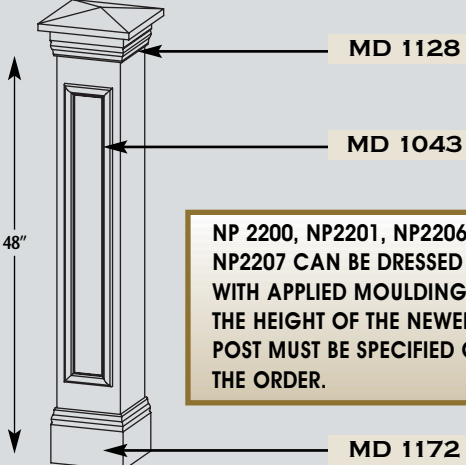
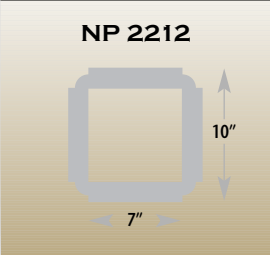


NEWEL POSTS



NOTE :

- Newel Caps are a separate piece. See page 14 for selection.
- Newel Posts can be cut to desired height.
- See page 15 for Newel Post Hardware.



NP 2200, NP2201, NP2206 & NP2207 CAN BE DRESSED UP WITH APPLIED MOULDINGS. THE HEIGHT OF THE NEWEL POST MUST BE SPECIFIED ON THE ORDER.





BALUSTRADE SYSTEMS

NOTICE :

PL PREMIUM ADHESIVE MUST BE USED ON ALL JOINTS.



NC 2300

- 7 1/2" Square
- 1 1/2" Height

NC 2301

- 12 1/2" Square
- 1 1/2" Height

NC 2305

- 8 1/2" Square
- 1 3/4" Height

NC 2307


- 6" Square
- 1 3/4" Height

NC 2310

- 14" Square
- 5" Height

NC 2318

- 40" Square
- 3" Height



NC 2304

- 7 3/4" Square
- 3" Height

NC 2316

- 8 1/2" Square
- 2 3/4" Height

NC 2317

- 12 3/4" Square
- 4 3/8" Height

NC 2319

- 10 3/4" Square
- 4 1/4" Height




NC 2306

- 6 1/2" Square
- 3 5/8" Height

NC 2308

- 7 3/4" Square
- 4 3/8" Height



NC 2309

- 14 7/8" Square
- 2 7/8" Height
- Fossil Stone Texture

NEWEL CAPS



NC 2312


- 14" Square
- 1 1/2" Height

NC 2313

- 6 1/4" Square
- 1 1/4" Height

NC 2314

- 8 3/4" Square
- 1 1/2" Height



7 13/16"

13"

NC 2315


- at 45°
- 3 3/4" Height



NC 2311

- 14" Square
- 3 1/4" Height

RAILING SUPPORT BLOCKS



NUMBER	HEIGHT	WIDTH	LENGTH	
SUP 01	4"	3 5/8"	4"	RAL 2104
SUP 02	2"	3 5/8"	4"	
SUP 03	4"	6"	6"	RAL 2102,
SUP 04	2"	6"	6"	RAL 2105
SUP 05	4"	7"	8"	RAL 2100,
SUP 06	2"	7"	8"	RAL 2103
SUP 07	4"	12"	12"	RAL 2101
SUP 08	2"	12"	12"	

1 • 8 0 0 • 6 8 5 • 9 9 8 1



BALUSTRADE SYSTEMS

ACCESSORIES



AC 611

- 6 5/8" Diameter
- 11 3/4" Height
- 6 5/8" Base Dia.



BA 3

- 3" Diameter
- 5 3/8" Height
- 5" Base Dia.

BA 6

- 6" Diameter
- 8" Height
- 6" Base Dia.

BA 5

- 5" Diameter
- 6 1/2" Height
- 5" Base Dia.

BA 7

- 7" Diameter
- 8 3/4" Height
- 7" Base Dia.



BA 8L

- 8" Dia. meter
- 11 1/4" Height
- 7" Base Dia.

BA 10

- 10" Diameter
- 13 1/2" Height
- 10" Base Dia.

BA 12

- 12" Dia. meter
- 15 3/4" Height
- 12" Base Dia.



BA 12.5

- 12 1/2" Square Base
- 21" Height
- 12 1/2" Diameter Ball



KN 7

- 7" Diameter
- 8 1/2" Height
- 7" Base Dia.



PF 11

- 4 1/2" Diameter
- 11" Height
- 4 1/2" Base Dia.

PF 14

- 6 1/4" Diameter
- 14" Height
- 6 1/4" Base Dia.



RAILING HARDWARE

- KIR 01** • four 4 1/2" prepunched aluminum brackets
 • eight 5/16 x 2 1/2" bolts w/nuts and lock washers
 • eight #14 x 2" wood screws
- KIR 02** • four 2" prepunched aluminum brackets
 • eight 5/16 x 2 1/2" bolts w/nuts and lock washers
 • eight #14 x 2" wood screws

BALUSTRADE SYSTEM INSTALLATION KITS

NEWEL POST HARDWARE

- KIN 01-C** • one 1/2" concrete anchor
 • one 8 1/2" C-channel
 • one 52" x 1/2" threaded rod
- KIN 01-W** • one floor flange
 • one 8 1/2" C-channel
 • four #14 x 2" wood screws
 • one 52" x 1/2" threaded rod
- KIN 02-C** • one 1/2" concrete anchor
 • one 4 1/2" C-channel
 • one 52" x 1/2" threaded rod
- KIN 02-W** • one floor flange
 • one 4 1/2" C-channel
 • four #14 x 2" wood screws
 • one 52" x 1/2" threaded rod
- KIN 03-C** • one 1/2" concrete anchor
 • one 5" C-channel
 • one 52" x 1/2" threaded rod
- KIN 03-W** • one floor flange
 • one 5" C-channel
 • four #14 x 2" wood screws
 • one 52" x 1/2" threaded rod

NEWEL POST INSTALLATION KITS

KIT NUMBER	FOR RAILINGS
KIN 01-C*	NP 2201, NP 2208,
KIN 01-W*	NP 2209, NP 2210
KIN 02-C*	NP 2206, NP 2207
KIN 02-W*	NP 2211, NP 2212
KIN 03-C*	NP 2200
KIN 03-W*	

C* = concrete installation W* = wood


RAILING INSTALLATION KITS

KIT NUMBER	FOR RAILINGS
KIR 01	RAL 2100, RAL 2101, RAL 2103, RAL 2105, RAL 2106, RAL 2107,
	RAL 2111, RAL 2112
KIR 02	RAL 2102, RAL 2104, RAL 2108, RAL 2110

• See page 102-103 for complete balustrade installation instructions.

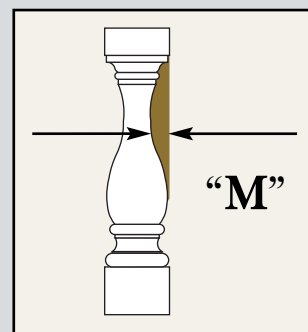


BALUSTRADE SYSTEMS



4" BALL RULE

To meet building code regulations a 4" ball should not be able to go through the widest opening between balusters.



"M" DIMENSION

MAXIMUM SPACING AND HOLE SAW SIZE GUIDE FOR BALUSTERS

Item Number	"M" Dimension	Max. Space 4" Ball Rule	Hole Saw	Item Number	"M" Dimension	Max. Space 4" Ball Rule	Hole Saw
BAL 2000	7/8"	2 1/4"	1 7/8"	BAL 2025	1 1/4"	1 1/2"	1 1/2"
BAL 2001	3/4"	2 1/2"	1 7/8"	BAL 2026	1"	2"	1 1/2"
BAL 2002	1 5/16"	NA	2"	BAL 2027	1 1/4"	1 1/2"	2 1/8"
BAL 2005	1"	2"	1 3/4"	BAL 2028	3/8"	3 1/4"	N/A
BAL 2006	3/4"	2 1/2"	1 1/4"	BAL 2029	15/16"	2 1/8"	1/2"
BAL 2007	1 1/8"	1 3/4"	2"	BAL 2030	1 1/16"	1 7/8"	1 3/4"
BAL 2008	1/2"	3"	1 3/4"	BAL 2031	7/8"	2 1/4"	1 3/4"
BAL 2009	5/8"	2 3/4"	2 1/8"	BAL 2032	1 3/4"	1/2"	2"
BAL 2010	1 5/8"	NA	3 1/8"	BAL 2033	5/8"	2 3/4"	1 3/4"
BAL 2011	7/8"	2 1/4"	1 7/8"	BAL 2034	2 1/4"	NA	2 3/4"
BAL 2012	1 1/8"	NA	1 7/8"	BAL 2034-35	2 1/4"	NA	2 3/4"
BAL 2013	2"	0"	N/A	BAL 2035	2 1/4"	NA	2 5/8"
BAL 2014	1 9/16"	1 1/4"	2 3/4"	BAL 2036	1 7/16"	1 1/8"	1 1/2"
BAL 2016	2"	2 5/8"	1 1/4"	BAL 2037	1 7/8"	1/4"	1 7/8"
BAL 2017	1 3/8"	0"	1 5/8"	BAL 2038	13/16"	2 3/8"	2"
BAL 2019	11/16"	1 1/4"	1 7/8"	BAL 2039	3/4"	2 1/2"	1"
BAL 2019-22	11/16"	2 5/8"	1 7/8"	BAL 2040	1 3/4"	7/8"	2 3/4"
BAL 2019-28	11/16"	2 5/8"	1 1/8"	BAL 2041	1"	2"	2"
BAL 2019-30	11/16"	2 5/8"	1 1/8"	BAL 2042	3/8"	3 1/4"	1 1/4"
BAL 2019-30B	11/16"	2 5/8"	1 1/8"	BAL 2042-30	3/8"	3 1/4"	1 1/4"
BAL 2019-32	3/4"	2 1/2"	1 1/8"	BAL 2042-36	3/8"	3 1/4"	1 1/4"
BAL 2019-36	11/16"	2 5/8"	1 1/8"	BAL 2043	2 3/16"	NA	1 1/8"
BAL 2020	1"	2"	1 7/8"	BAL 2044	1 3/16"	NA	2"
BAL 2021	1 3/16"	1 5/8"	1 7/8"	BAL 2045	1/4"	3 9/16"	3/4"
BAL 2022	1 1/4"	2 13/16"	1 7/8"	BAL 2046	N/A	4"	1 1/8"
BAL 2023	1/2"	3"	1/2"	BAL 2047	1 1/4"	1 1/2"	1 1/2"
BAL 2024	1 3/16"	1 5/8"	1 1/8"	BAL 2048	1 11/16"	N/A	2"

These measurements are SPECIFIC for each baluster.

